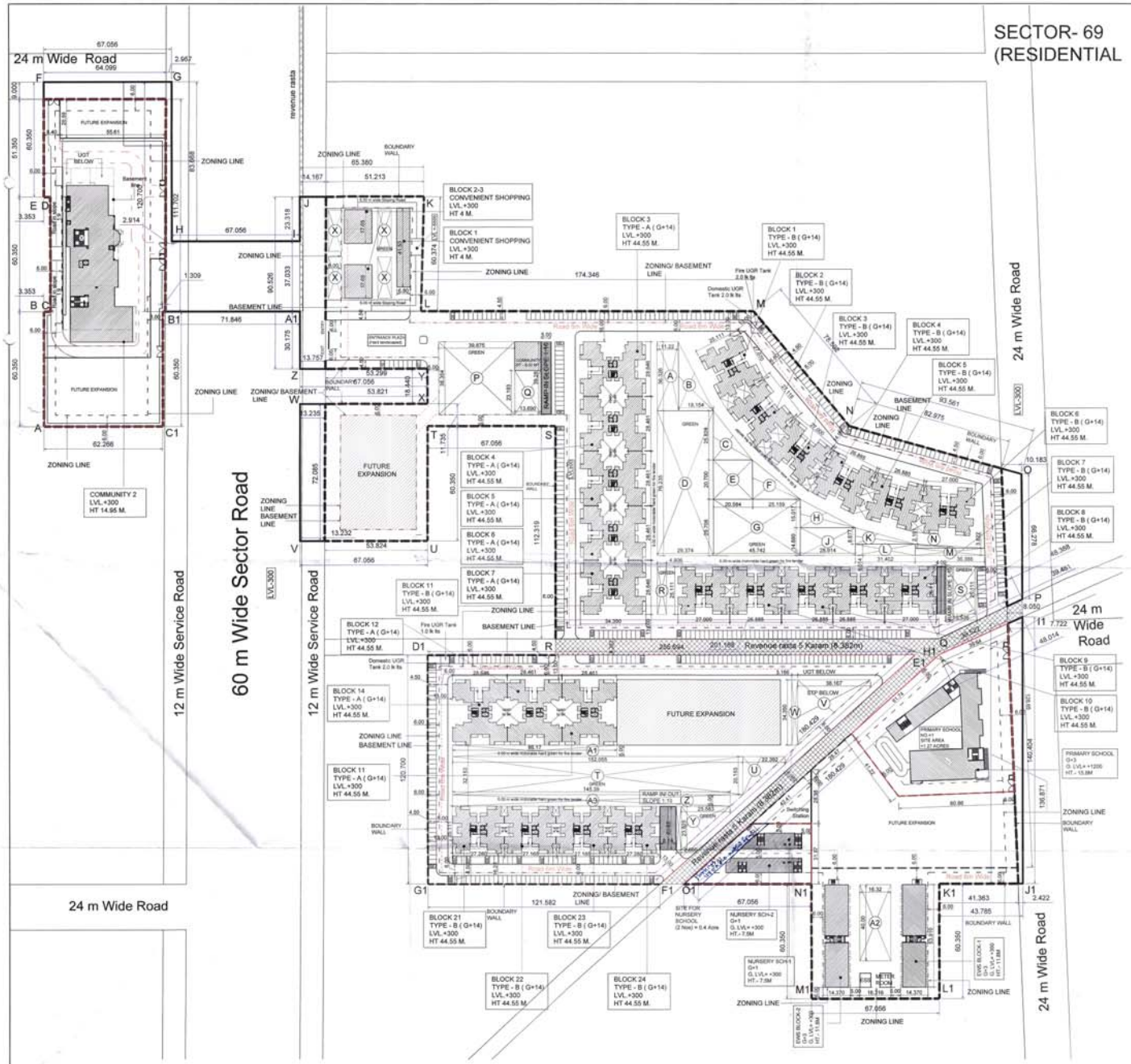


DDT (HQ)
Member
BPAC

Ram Avtar Bassi
AD(HQ)

**Park Area Calculation**

| S No. | L (m) | B (m) | Calc. | No. | Area (sqm.) |
|---|---|---|---|---|---|
| A | 11.22 | 36.326 | LXB | 1 | 407.58 |
| B | 18.154 | 36.326 | LXB/2 | 1 | 329.73 |
| C | 20.584 | 25.828 | LXB/2 | 1 | 265.82 |
| D | 29.374 | 76.235 | LXB | 1 | 2239.33 |
| E | 20.584 | 20.7 | LXB | 1 | 426.09 |
| F | 25.159 | 20.7 | LXB/2 | 1 | 260.40 |
| G | 45.742 | 29.708 | LXB | 1 | 1358.90 |
| H | 28.914 | 15.017 | LXB/2 | 1 | 217.10 |
| J | 28.914 | 14.69 | LXB | 1 | 424.75 |
| K | 31.402 | 8.677 | LXB/2 | 1 | 136.24 |
| L | 31.402 | 6.014 | LXB | 1 | 188.85 |
| M | 36.386 | 3.822 | LXB | 1 | 139.07 |
| N | 36.386 | 2.191 | LXB/2 | 1 | 39.86 |
| P | 39.875 | 38.354 | LXB | 1 | 1529.37 |
| Q | 13.69 | 23.193 | LXB | 1 | 317.51 |
| R | 4.806 | 25.111 | LXB | 1 | 120.68 |
| S | 16.536 | 25.111 | LXB | 1 | 415.24 |
| T | 152.06 | 20.153 | LXB | 1 | 3064.36 |
| U | 22.392 | 20.153 | LXB/2 | 1 | 225.63 |
| V | 38.167 | 34.35 | LXB/2 | 1 | 655.52 |
| W | 3.166 | 34.35 | LXB | 1 | 108.75 |
| X | 7.161 | 21.738 | LXB | 4 | 622.86 |
| Y | 25.583 | 23.025 | LXB/2 | 1 | 294.32 |
| Z | 2.66 | 23.025 | LXB | 1 | 61.25 |
| A1 | 86.17 | 6 | LXB | 1 | 517.02 |
| A2 | 16.32 | 40 | LXB | 1 | 652.80 |
| A3 | 145.39 | 6 | LXB | 1 | 872.34 |
| | | | Total | | 15891.37 |
| | | | | | 15.61 % |

**AREA STATEMENT**

| | | | | | |
|---|---|---|---|---|---|
| PLOT AREA | = | 25.1495 | ACERS | | |
| | = | 1017792.087 | SQM | | |
| PERMISSIBLE GR. COVG 35% | = | 356163.023 | SQM | | |
| PERMISSIBLE FAR 175 | = | 1782088.117 | SQM | | |
| MINIMUM GREEN AREA 15% | = | 152643.610 | SQM | | |
| PERMISSIBLE SHOPPING 3% | = | 53.489 | SQM | | |
| PERMISSIBLE DENSITY | = | 300 | PHL | | |
| TOTAL SITE DENSITY | = | 7544 | People | | |
| TOTAL PERMISSIBLE UNITS | = | 1568 | UNITS | | |
| NO OF DWS @ 10% OF MAIN UNITS | = | 240 | UNITS | | |
| NO OF DU'S @ 10% OF MAIN UNITS | = | 1328 | UNITS | | |
| NO OF SERVICE FMS @ 10% | = | 136 | UNITS | | |
| MAX HT | = | 45 | MTR. | | |
| **DENSITY: ALREADY ACHIEVED** | | | | | |
| NO. OF UNITS | | NO OF BLK | UNIT/BLK | T. UNITS | Density |
| TYPE - A ( BLK. A21 ) | = | 1 | 60 | 60 | 300 |
| TYPE - A ( BLK. A3, A5, A6, A11, A12) | = | 5 | 60 | 300 | 1500 |
| TYPE - A ( BLK. A7, A10) | = | 2 | 60 | 120 | 600 |
| TYPE - B ( BLK. B11 ) | = | 1 | 36 | 36 | 280 |
| TYPE - B ( BLK. B12 ) | = | 1 | 36 | 36 | 280 |
| TYPE - B ( BLK. B3 ) | = | 1 | 60 | 60 | 300 |
| TYPE - B ( BLK. B4 ) | = | 1 | 60 | 60 | 300 |
| TYPE - B ( BLK. B5 ) | = | 1 | 36 | 36 | 280 |
| TYPE - B ( BLK. B6 ) | = | 1 | 36 | 36 | 280 |
| TYPE - B ( BLK. B7 ) | = | 1 | 36 | 36 | 280 |
| TYPE - B ( BLK. B8, B9, B20, B22) | = | 4 | 60 | 240 | 1200 |
| TYPE - B ( BLK. B10 ) | = | 1 | 36 | 36 | 280 |
| TYPE - B ( BLK. B11 ) | = | 1 | 36 | 36 | 280 |
| TYPE - B ( BLK. B24 ) | = | 1 | 60 | 60 | 300 |
| TYPE - B ( BLK. B25) | = | 1 | 36 | 36 | 280 |
| TOTAL | | | | 1248 | 6740 |
| SERVICE FMS. | | | | 136 | 270 |
| DWS UNITS | = | 2 | 120 | 240 | 480 |
| TOTAL DENSITY | | | | 1388 | 7490 |
| DENSITY PER ACRE | | | | | 298 |
| ADDITIONAL DENSITY PROPOSED FOR 1 UNIT | = | | | | 1 |
| TOTAL PROPOSED DENSITY PER ACRE | = | | | | 299.00 |
| **GROUND COVERAGE: ALREADY ACHIEVED** | | | | | |
| | | AREA/BLK | No. BLK | TOTAL | |
| TYPE - A ( BLK. A21 ) | = | 367.20 | 1 | 367.20 | SQM |
| TYPE - A ( BLK. A3, A5, A6, A11, A12) | = | 365.10 | 5 | 2925.51 | SQM |
| TYPE - A ( BLK. A7, A10) | = | 367.20 | 2 | 1134.90 | SQM |
| TYPE - B ( BLK. B11 ) | = | 433.61 | 1 | 433.61 | SQM |
| TYPE - B ( BLK. B12 ) | = | 434.00 | 1 | 434.00 | SQM |
| TYPE - B ( BLK. B3 ) | = | 433.99 | 1 | 433.99 | SQM |
| TYPE - B ( BLK. B4 ) | = | 433.12 | 1 | 433.12 | SQM |
| TYPE - B ( BLK. B5 ) | = | 433.12 | 1 | 433.12 | SQM |
| TYPE - B ( BLK. B6 ) | = | 433.50 | 1 | 433.50 | SQM |
| TYPE - B ( BLK. B7 ) | = | 433.50 | 1 | 433.50 | SQM |
| TYPE - B ( BLK. B8, B9, B20, B22) | = | 432.26 | 4 | 1729.05 | SQM |
| TYPE - B ( BLK. B10 ) | = | 433.25 | 1 | 433.25 | SQM |
| TYPE - B ( BLK. B11 ) | = | 433.02 | 1 | 433.02 | SQM |
| TYPE - B ( BLK. B24 ) | = | 433.15 | 1 | 433.15 | SQM |
| TYPE - B ( BLK. B25 ) | = | 433.15 | 1 | 433.15 | SQM |
| DWS UNITS BLOCK | = | 966.40 | 2 | 1320.87 | SQM |
| SHOPPING COMPLEX | = | 356.71 | 1 | 356.71 | SQM |
| TOTAL | = | | | 12851.70 | SQM |
| | | | | 12.8517 | |
| **ADDITIONAL GROUND COVERAGE PROPOSED** | | | | | |
| COMMUNITY BUILDING 2 | = | 2238.918 | 1 | 2238.92 | SQM |
| NURSERY SCHOOL 1 | = | 230.158 | 1 | 230.16 | SQM |
| NURSERY SCHOOL 2 | = | 263.121 | 1 | 263.12 | SQM |
| PRIMARY SCHOOL | = | 1416.860 | 1 | 1416.86 | SQM |
| TOTAL | | | | 4149.06 | SQM |
| GRAND TOTAL | | | | 17000.64 | SQM |
| | | | | 16.9987% | |
| **FAR : ALREADY ACHIEVED** | | FAR/BLK | No. BLK | TOTAL | |
| TYPE - A ( BLK. A21 ) | = | 5495.800 | 1 | 5495.80 | SQM |
| TYPE - A ( BLK. A3, A5, A6, A11, A12) | = | 5472.990 | 5 | 42497.50 | SQM |
| TYPE - A ( BLK. A7, A10) | = | 5495.610 | 2 | 16971.80 | SQM |
| TYPE - B ( BLK. B11 ) | = | 6566.710 | 1 | 6566.71 | SQM |
| TYPE - B ( BLK. B12 ) | = | 6566.200 | 1 | 6566.20 | SQM |
| TYPE - B ( BLK. B3 ) | = | 6566.460 | 1 | 6566.46 | SQM |
| TYPE - B ( BLK. B4 ) | = | 6567.280 | 1 | 6567.28 | SQM |
| TYPE - B ( BLK. B5 ) | = | 6567.376 | 1 | 6567.37 | SQM |
| TYPE - B ( BLK. B6 ) | = | 6566.500 | 1 | 6566.50 | SQM |
| TYPE - B ( BLK. B7 ) | = | 6579.095 | 1 | 6579.09 | SQM |
| TYPE - B ( BLK. B8, B9, B20, B22) | = | 6574.360 | 4 | 26297.44 | SQM |
| TYPE - B ( BLK. B10 ) | = | 6597.430 | 1 | 6597.43 | SQM |
| TYPE - B ( BLK. B11 ) | = | 6579.035 | 1 | 6579.03 | SQM |
| TYPE - B ( BLK. B21 ) | = | 6586.630 | 1 | 6586.63 | SQM |
| TYPE - B ( BLK. B24 ) | = | 6587.750 | 1 | 6587.75 | SQM |
| DWS UNITS BLOCK | = | 3641.730 | 2 | 7283.46 | SQM |
| SHOPPING COMPLEX | = | 356.167 | 1 | 356.17 | SQM |
| TOTAL | | | | 172345.86 | |
| | | | | 169.2875 | |
| **ADDITIONAL FAR PROPOSED** | | | | | |
| COMMUNITY BUILDING 2 | = | | | 3647.307 | SQM |
| TOTAL SITE FAR | = | | | 175993.86 | SQM |
| | | | | 173.0487% | |
| **FREE OF FAR AREA** | | | | | |
| NURSERY SCHOOL 1 | = | 363.577 | 1 | 363.577 | SQM |
| NURSERY SCHOOL 2 | = | 434.106 | 1 | 434.106 | SQM |
| PRIMARY SCHOOL | = | 5457.008 | 1 | 5457.008 | SQM |
| COMMUNITY BUILDING | = | 326.500 | 1 | 326.500 | SQM |
| **ALREADY SANCTIONED BASEMENT AREA (AS PER DC)** | = | | | 81738.511 | SQM |
| ALREADY ACHIEVED BASEMENT AREA (AS PER DC) | = | | | 35031.87 | SQM |
| NO. OF COVERED PARKING ALREADY ACHIEVED (AS PER DC) | = | | | 1172 | ECS |
| ALREADY ACHIEVED OPEN PARKING | = | | | 196 | |
| ALREADY ACHIEVED TOTAL PARKING (AS PER DC) | = | | | 3978 | |
| **ADDITIONAL PROPOSED BASEMENT AREA** | | | | | |
| COMMUNITY BUILDING 2 | = | | | 2401.747 | SQM |
| PRIMARY SCHOOL | = | | | 346.902 | SQM |
| TOTAL | = | | | 2748.649 | SQM |

PROJECT TITLE

**Approval of Revised Building Plan of Group Housing Colony area measuring 25.44 acres (Licence No. 78 of 2010 dated 15.10.2010) in Sector-69 & 70, Gurgaon Manesar Urban Complex being developed by Sh. Amit, Sumit and others in collaboration with M/s Tulip Infratech Pvt. Ltd.**

DRAWING TITLE

SUBMISSION DRAWING

SITE LAYOUT PLAN

NORTH

OWNER's SIGNATURE

For TULIP INFRATECH PVT. LTD.

ARCHITECT's SIGNATURE

APOORV SINGH
CA/2008/43704

ARCHITECTS

designcosmos
A-609, Second Floor,
Sushant Lok Ph-1 Gurgaon
Ph- 0124 4203676

| | | |
|---|---|---|
| DATE | JULY 2020 | DWG. NO. |
| SCALE | NTS | S - 01B |
| DEALT | AS | |
| CHECKED | MA | |

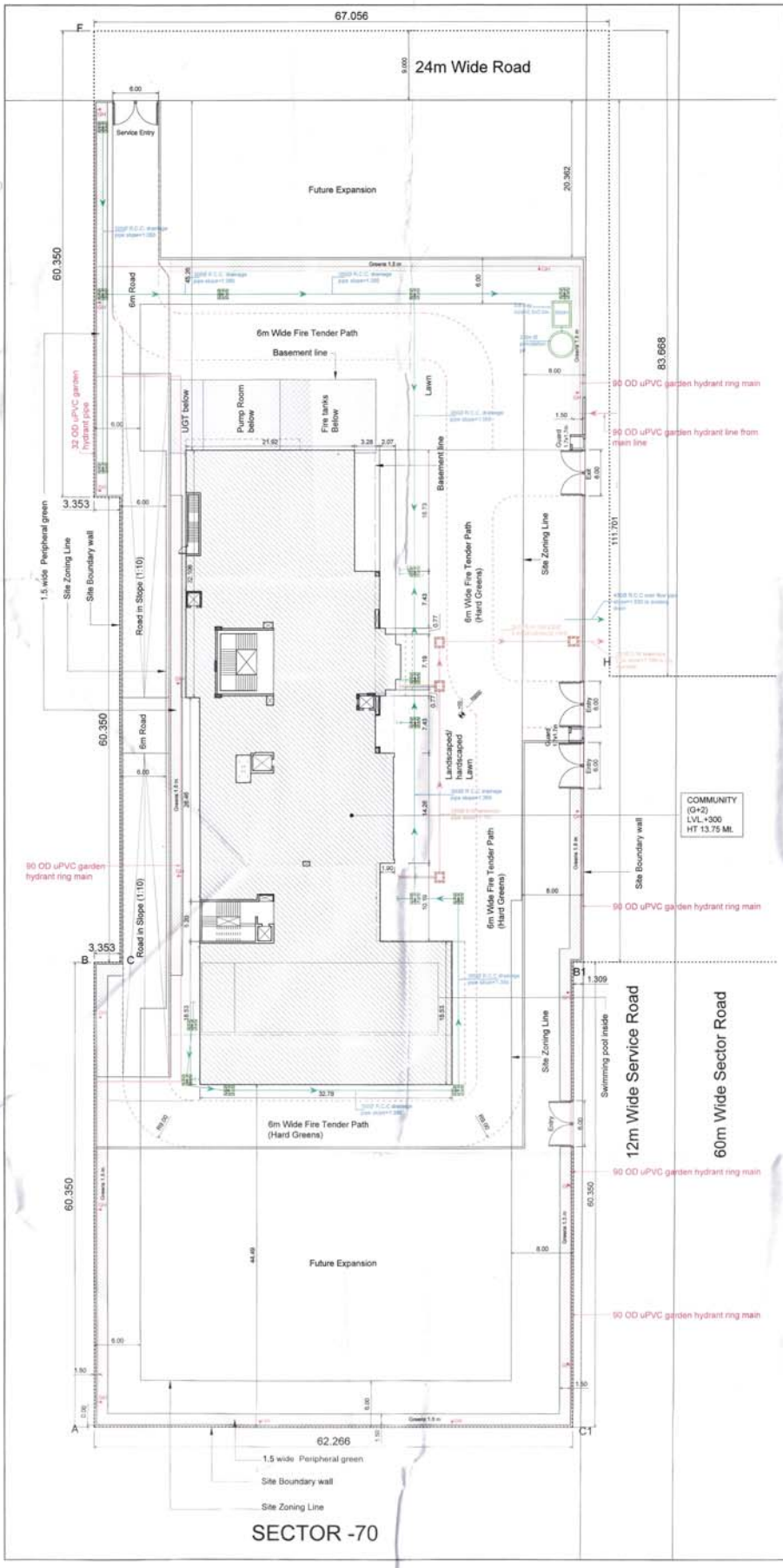


| AREA FOR FEE | | | |
|---|---|---|---|
| Sno. | Description | Area | Units |
| 1 | FAR | 3847.307 | Sqm. |
| 2 | Basement | 2401.75 | Sqm. |
| 3 | Staircases, shafts etc | 231.6878 | Sqm. |
| 4 | Free of FAR projections | 59.41998 | Sqm. |
| | TOTAL | 6540.161 | Sqm. |

| AREA DETAILS | | | |
|---|---|---|---|
| A) | Total Site Area | = | 101760.067 Sqm. |
| | | = | 25.1446 Acres |
| B) | Ground Coverage as/ sanction | = | 12851.750 Sqm. |
| | | = | 12.63 % |
| | Proposed Ground (average Community Building 2 (additional) | = | 2238.019 Sqm. |
| | | = | 2.1993 % |
| C) | Total Proposed Ground Coverage | = | **14.83 %** |

| FAR AREA Details | | | |
|---|---|---|---|
| A) | FAR area as/ Sanction | = | 172243.660 Sqm. |
| | | = | 169.26 % |
| | Proposed FAR of the Community Building 2 (additional) | = | 3847.3075 Sqm. |
| B) | | = | 3.781 % |
| D) | Total Proposed FAR | = | **173.05 %** |

LEGEND FOR PLUMBING

- M.H — MANHOLE FOR SEWER
- D.M.H — DRAINAGE MANHOLE
- C.B — CASH BASIN
- SEWERAGE PIPE
- DRAINAGE PIPE
- GARDEN HYDRANT LINE
- G.H — GARDEN HYDRANT
- RWH — RAIN WATER HARVESTING PIT
- B.V — BALL VALVE / BUTTER FLY VALVE
- N.R.V — NO-RETURN VALVE

PROJECT TITLE

Approval of Additional Building Plan of Group Housing Colony area measuring 25.44 acres (Licence No. 78 of 2010 dated 15.10.2010) in Sector-69 & 70, Gurgaon Manesar Urban Complex being developed by Sh. Amit, Sumit and others in collaboration with M/s Tulip Infratech Pvt. Ltd.

OWNER's SIGNATURE

For TULIP INFRATECH PVT. LTD.

Authorised Signatory

ARCHITECT's SIGNATURE

APOORV SINGH
CA/2008/42704

DRAWING TITLE

SUBMISSION DRAWING

COMMUNITY BUILDING 2
SITE LAYOUT

NORTH

STRUCTURAL CONSULTANT

SMSF DESIGN CONSULTANTS PVT. LTD.
S-1326, DLF Phase- III, Gurgaon
Haryana - 122002
PH. 0124-4113252

ARCHITECTS

designcosmos
A-505, Second Floor
Sushant Lok Ph-I
Gurgaon
Ph. 0124-4203678

| | | |
|---|---|---|
| DATE | June 2020 | DWG. NO. |
| SCALE | NTS | S - 02A |
| DEALT | PG | |
| CHECKED | AS | |

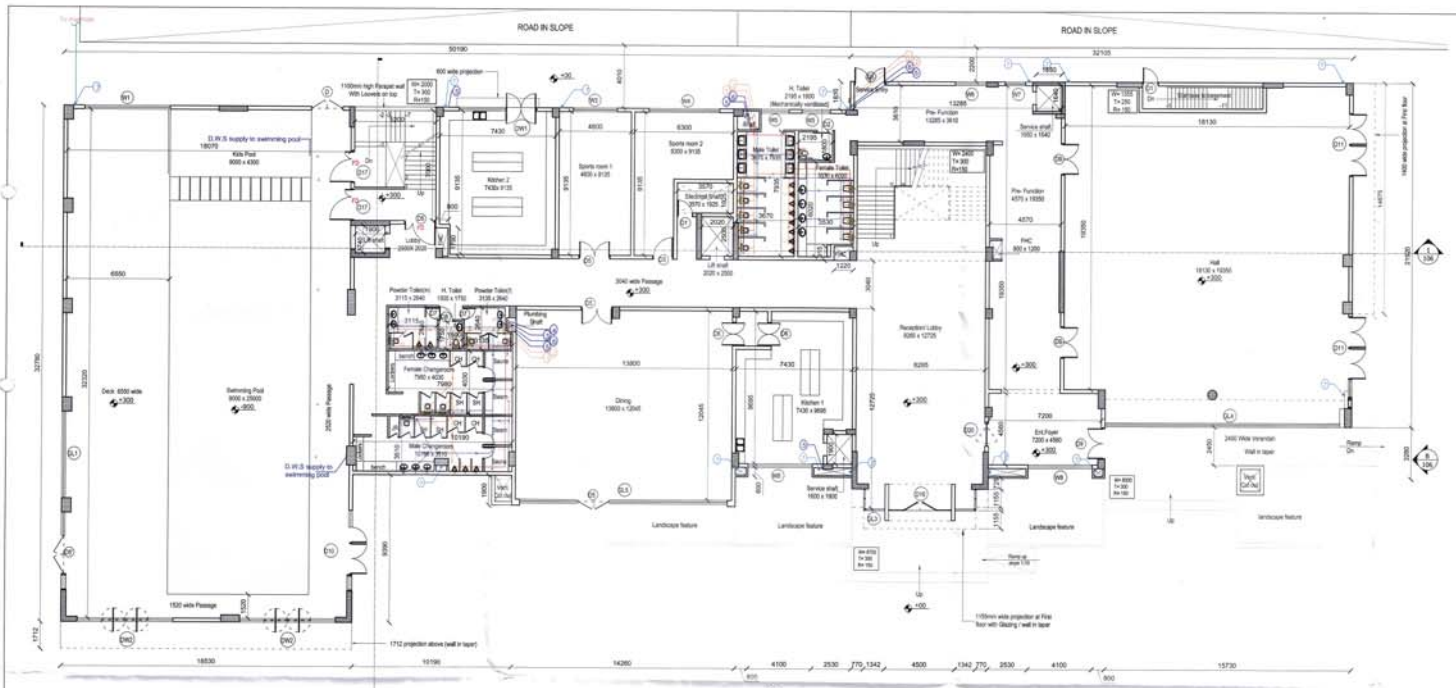


1 Ground Floor plan

SCALE- NTS

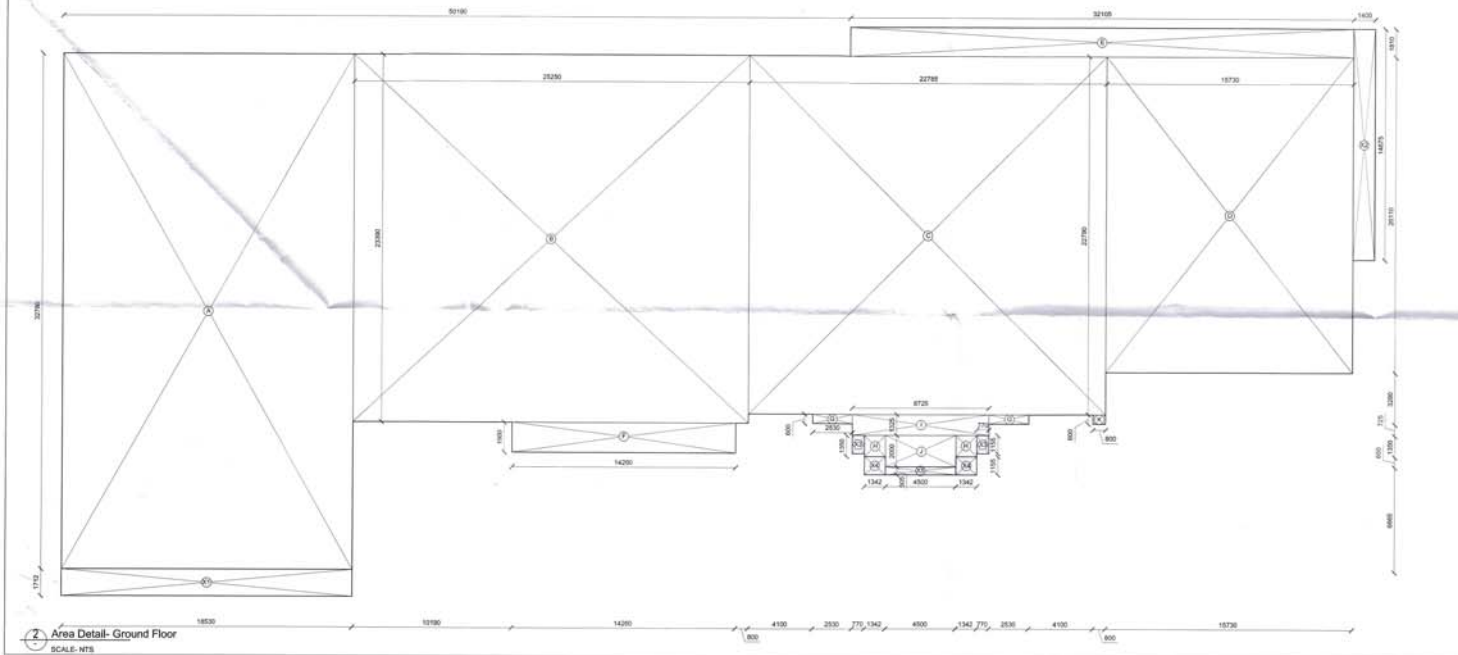

2 Area Detail- Ground Floor

SCALE- NTS

## AREA DETAIL

GROUND FLOOR AREA DETAIL

| NAME | WIDTH (MM) | HEIGHT (MM) | NO. OF UNITS | AREA (SQ M) |
|---|---|---|---|---|
| A | 18530 | 22790 | 1 | 422.419 |
| B | 25250 | 23380 | 1 | 590.195 |
| C | 22790 | 22790 | 1 | 519.270 |
| D | 15730 | 23110 | 1 | 363.530 |
| E | 32105 | 6910 | 1 | 58.110 |
| F | 14260 | 6665 | 1 | 37.394 |
| G | 2530 | 800 | 1 | 2.024 |
| I | 1342 | 1150 | 1 | 1.543 |
| I | 4725 | 1320 | 1 | 11.961 |
| I | 4500 | 2998 | 1 | 6.556 |
| K | 800 | 800 | 1 | 0.480 |
| | | | TOTAL (I) | 2146.016 |
| FAR AREA GROUND FLOOR | | | | |
| | | | = | 2146.016 Sqm |

AREA DETAIL (FREE OF FAR PROJECTION AT FIRST FLOOR LVL)

| NAME | WIDTH (MM) | HEIGHT (MM) | NO. OF UNITS | AREA (SQ M) |
|---|---|---|---|---|
| M | 18530 | 1712 | 1 | 31.722 |
| N | 1400 | 14875 | 1 | 20.825 |
| O | 775 | 1143 | 1 | 1.775 |
| M | 1342 | 1150 | 1 | 1.543 |
| M | 4500 | 500 | 1 | 2.210 |
| | | | TOTAL (N) | 58.075 Sqm |

FIRST FLOOR AREA DETAIL

| Sno. | WIDTH (MM) | HEIGHT (MM) | NO. OF UNITS | AREA (SQ M) |
|---|---|---|---|---|
| A | 18530 | 22790 | 1 | 348.104 |
| C | 13860 | 21640 | 1 | 297.202 |
| D | 23810 | 22790 | 1 | 542.744 |
| E | 17110 | 13860 | 1 | 209.377 |
| F | 23800 | 1910 | 1 | 45.444 |
| G | 1630 | 800 | 1 | 3.618 |
| H | 2030 | 800 | 1 | 3.624 |
| I | 4725 | 2400 | 1 | 21.618 |
| J | 1150 | 1350 | 1 | 3.780 |
| K | 800 | 800 | 1 | 0.640 |
| | | | TOTAL | 1485.551 Sqm |

LESS AREA 1 DETAIL (SHAFTS & STAIRCASE)

| NAME | WIDTH (MM) | HEIGHT (MM) | NO. OF UNITS | AREA (SQ M) | Remark |
|---|---|---|---|---|---|
| S1 | 5430 | 7230 | 1 | 39.258 | Staircase |
| S2 | 800 | 1790 | 1 | 1.432 | Draft |
| S3 | 2000 | 2800 | 1 | 5.600 | Lift Shaft |
| S4 | 2070 | 1635 | 1 | 3.385 | Electrical shaft |
| S5 | 815 | 800 | 1 | 0.547 | Draft |
| S6 | 5250 | 7170 | 1 | 37.634 | Staircase |
| S7 | 1220 | 910 | 1 | 1.110 | Draft |
| S8 | 910 | 1220 | 1 | 1.110 | |
| S9 | 1800 | 1540 | 1 | 2.772 | |
| S10 | 1800 | 1540 | 1 | 2.772 | Lift Shaft |
| S11 | 800 | 400 | 1 | 0.320 | |
| S12 | 2410 | 400 | 3 | 2.943 | Draft |
| S13 | 270 | 400 | 3 | 0.216 | |
| S14 | 13150 | 400 | 1 | 4.760 | |
| S15 | 1800 | 1540 | 1 | 2.772 | Lift Shaft |
| | | | TOTAL | 112.696 Sqm | |

TOTAL FAR AREA ON FIRST FLOOR (III)

| | | | |
|---|---|---|---|
| FLOOR AREA - LESS AREA 1 | = | 1372.187 | Sqm |

AREA DETAIL (FREE OF FAR PROJECTION AT SECOND FLOOR LVL)

| NAME | WIDTH (MM) | HEIGHT (MM) | NO. OF UNITS | AREA (SQ M) |
|---|---|---|---|---|
| O | 1525 | 14875 | 1 | 22.679 |
| O | 775 | 1400 | 1 | 2.304 |
| M | 7150 | 1032 | 1 | 7.401 |
| | | | TOTAL (N) | 32.384 Sqm |

NOTE: All areas of this floor are air conditioned except all toilets and swimming pool area.

SECOND FLOOR AREA DETAIL

| Sno. | WIDTH (MM) | HEIGHT (MM) | NO. OF UNITS | AREA (SQ M) |
|---|---|---|---|---|
| A | 32340 | 14580 | 1 | 472.002 |
| | | | TOTAL | 472.002 Sqm. |

LESS AREA 1 DETAIL (SHAFTS & STAIRCASE)

| NAME | WIDTH (MM) | HEIGHT (MM) | NO. OF UNITS | AREA (SQ M) |
|---|---|---|---|---|
| S1 | 5430 | 7230 | 1 | 39.258 |
| S2 | 800 | 1790 | 1 | 1.432 |
| S15 | 1800 | 1740 | 1 | 3.306 |
| | | | TOTAL | 43.997 Sqm. |

TOTAL FAR AREA ON SECOND FLOOR (V)

| | | | |
|---|---|---|---|
| FLOOR AREA - LESS AREA 1 | = | 428.005 | Sqm. |

| | | | |
|---|---|---|---|
| PROPOSED GROUND COVERAGE | = | (I) + (III) + (IV) 2236.019 | Sqm |
| PROPOSED FAR AREA | = | (I) + (III) + (V) 3847.207 | Sqm |

## DOOR /WINDOW/ GLAZING SCHEDULE

| SN. | Type | Width (mm) | Cill (mm) | Lintel (mm) | Height (mm) |
|---|---|---|---|---|---|
| 1 | D1 | 1000 | ±00 | +2400 | 2400 |
| 2 | D2 | 1000 | ±00 | +2400 | 2400 |
| 3 | D3 | 1320 | ±00 | +3000 | 3000 |
| 4 | D4 | 1200 | ±00 | +3000 | 3000 |
| 5 | D5 | 1200 | ±00 | +1800 | 1800 |
| 6 | D6 | 2000 | ±00 | +3000 | 3000 |
| 7 | D6' | 2000 | ±00 | +2400 | 2400 |
| 8 | D6 | 1500 | ±00 | +2400 | 2400 |
| 9 | D7 | 775 | ±00 | +2400 | 2400 |
| 10 | D8 | 900 | ±00 | +2400 | 2400 |
| 11 | D9 | 2000 | ±00 | +2800 | 2800 |
| 12 | D10 | 3000 | ±00 | +3000 | 3000 |
| 13 | D11 | 4000 | ±00 | +3600 | 3600 |
| 14 | D12 | 4413 | ±00 | +3000 | 3000 |
| 15 | D13 | 1800 | ±00 | +3000 | 3000 |
| 16 | D14 | 2000 | ±00 | +2700 | 2700 |
| 17 | D15 | 1750 | ±00 | +3000 | 3000 |
| 18 | D16 | 2000 | ±00 | +2800 | 2800 |
| 19 | D17 | 2000 | ±00 | +2100 | 2100 |
| 20 | D18 | 2000 | ±00 | +2400 | 2400 |
| 21 | D19 | 2000 | ±00 | +2400 | 2400 |
| 22 | D20 | 1500 | ±00 | +3000 | 3000 |
| 23 | D21 | 2000 | +200 | +2400 | 2200 |
| 24 | GL1 | 10275 | ±00 | +3600 | 3600 |
| 25 | GL2 | 13800 | ±00 | +3600 | 3600 |
| 26 | GL3 | 9995 | ±00 | +3600 | 3600 |
| 27 | GL4 | 14980 | ±00 | +3600 | 3600 |
| 28 | GL5 | 13800 | ±00 | +3600 | 3600 |
| 29 | GL6 | 12175 | ±00 | +5300 | 5300 |
| 30 | GL7 | 12500 | +200 | +3600 | 3400 |
| 31 | GL8 | 28680 | +200 | +3600 | 3400 |
| 32 | GL9 | 9265 | +200 | +2400 | 2200 |
| 33 | GL10 | 2000 | +200 | +2400 | 2200 |
| 34 | D23 | 3000 | ±00 | +3000 | 3000 |
| 35 | D24 | 6700 | ±00 | +3000 | 3000 |
| 36 | W1 | 5400 | +200 | +2000 | 2100 |
| 37 | W2 | 1420 | +300 | +3000 | 2700 |
| 38 | W3 | 2500 | +400 | +3000 | 2500 |
| 39 | W4 | 4200 | +2100 | +3000 | 900 |
| 40 | W5 | 1800 | +400 | +3000 | 2500 |
| 41 | W6 | 2000 | +400 | +3000 | 2500 |
| 42 | W7 | 1300 | +400 | +3000 | 2500 |
| 43 | W8 | 4100 | +1000 | +2800 | 1800 |
| 44 | W9 | 2000 | +1000 | +3000 | 1900 |
| 45 | W10 | 3425 | +1000 | +2100 | 1100 |
| 46 | W11 | 2365 | +1000 | +3000 | 2000 |
| 47 | W12 | 2500 | +1000 | +3000 | 2000 |
| 48 | W13 | 2860 | +1000 | +2400 | 1400 |
| 49 | W14 | 1800 | +1000 | +3000 | 2000 |
| 50 | W15 | 1300 | +1000 | +3000 | 2000 |
| 51 | W16 | 2070 | +1000 | +2400 | 1400 |
| 52 | W17 | 6000 | ±00 | +3000 | 3000 |
| 53 | W18 | 2350 | +1000 | +2400 | 1400 |
| 54 | V1 | 2175 | +2000 | +3000 | 1000 |
| 55 | V2 | 2000 | +2200 | +3000 | 800 |
| 56 | V3 | 1200 | +2200 | +3000 | 800 |
| 57 | SD1 | 2400 | ±00 | +2400 | 800 |
| 58 | SD2 | 3000 | ±00 | +2400 | 800 |

LEGEND

1. 110 dia SWPVC SOIL & VENT PIPE
2. 110 dia SWPVC WASTE & VENT PIPE
3. 40Ø CPVC RISER TO O.H.T. FILLING TANK
4. 32Ø PVC RISER TO U.G.T. FILLING TANK
5. DOMESTIC WATER SUPPLY DN. TAKE PIPE
6. FLUSHING WATER SUPPLY DN. TAKE PIPE
7. 100 CPVC/PVC RAIN WATER PIPE(TERRACE)

PROJECT TITLE

Approval of Additional Building Plan of Group Housing Colony area measuring 25.44 acres (Licence No. 78 of 2010 dated 15.10.2010) in Sector-69 & 70, Gurgaon Manesar Urban Complex being developed by Sh. Amit, Sumit and others in collaboration with M/s Tulip Infratech Pvt. Ltd.

OWNER's SIGNATURE

For TULIP INFRATECH PVT. LTD.

Authorised Signatory

ARCHITECT's SIGNATURE

APOORV SINGH
CA/2009/42704

DRAWING TITLE

SUBMISSION DRAWING

COMMUNITY BUILDING 2
GROUND FLOOR LAYOUT
& AREA DETAILS

NORTH

STRUCTURAL CONSULTANT

BMSF DESIGN CONSULTANTS PVT. LTD.
S-1329, DLF Phase -III, Gurgaon, Haryana - 122002.
Ph: 0124-4113252

ARCHITECTS

designcosmos
A-805, Second Floor,
Sushant Lok Ph-I
Gurgaon
Ph- 0124 4203876

| | | |
|---|---|---|
| DATE | June 2020 | DWG. NO. |
| SCALE | NTS | S - 02B |
| DEALT | PG | |
| CHECKED | AS | |

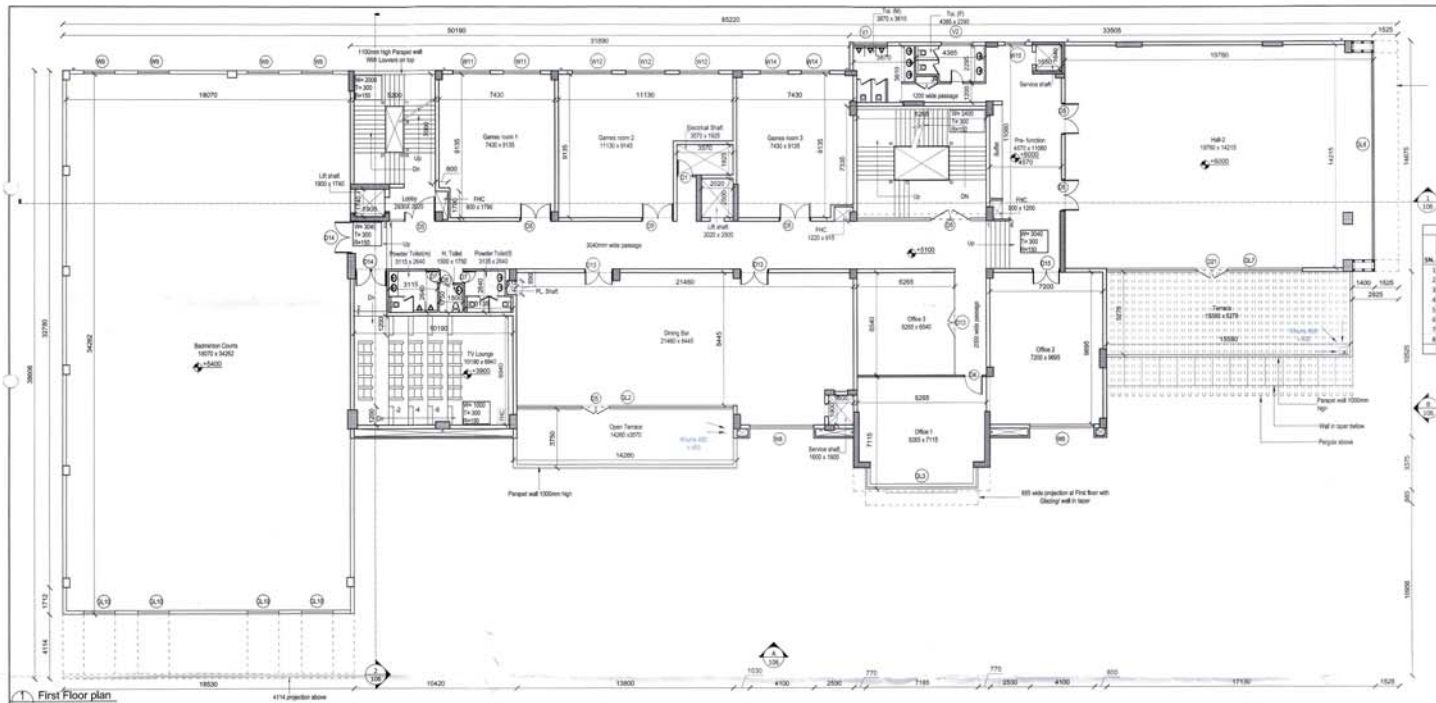

1 First Floor plan
SCALE- NTS

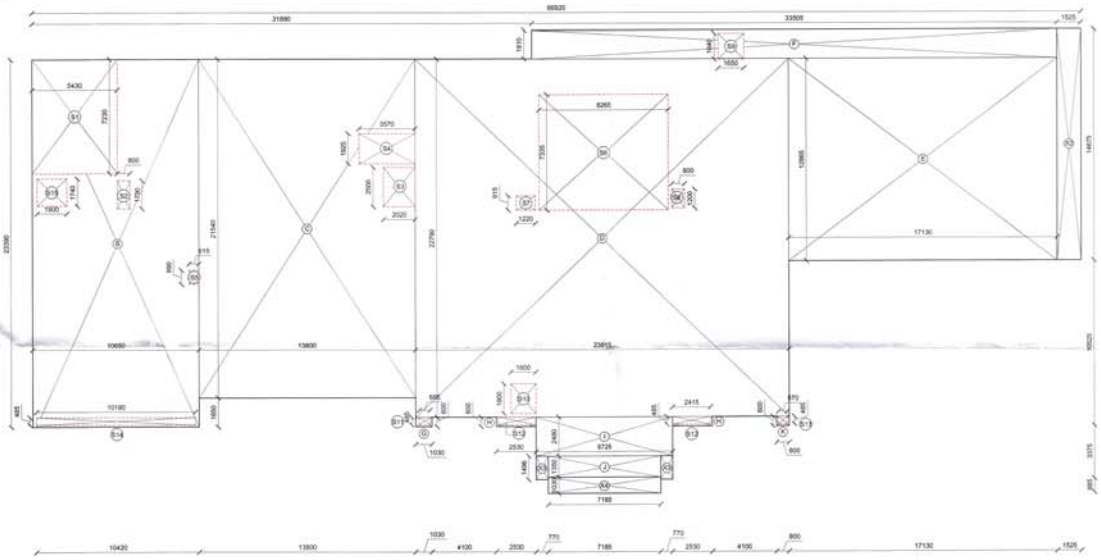

2 Area Details- First Floor
SCALE- NTS

**First Floor Occupancy**

| SN. | Room name | Carpet Area (Sqmt.) | No. of seats as/layout | Occupancy factor | | Occupancy |
|---|---|---|---|---|---|---|
| | | A | B | C | Formula | (ppl) |
| 1 | Banquet 2 | 276.56 | | 1.8 | A/C | 154 |
| 2 | Games room 1 | 96.34 | | 1.4 | A/C | 47 |
| 3 | Games room 2 | 83.11 | | 1.4 | A/C | 39 |
| 4 | Games room 3 | 66.18 | | 1.4 | A/C | 47 |
| 5 | Office 2 | 69.28 | | 10 | A/C | 7 |
| 6 | Office 1 + Lounge | 94.55 | | 10 | A/C | 9 |
| 7 | Resto-Bar | 185.9 | 65 | 1.2 | B x C | 78 |
| 8 | Mini theatre | 76.36 | 25 | 1.2 | B x C | 30 |
| | | | | TOTAL | | 432 |

**FAR AREA DETAIL**

**FIRST FLOOR AREA DETAIL**

| Desc. | WIDTH (MM) | HEIGHT (MM) | NO. OF UNITS | AREA (SQ.M) |
|---|---|---|---|---|
| A | 19800 | 21000 | 1 | 415.80 |
| C | 13800 | 21000 | 1 | 287.280 |
| D | 23610 | 22790 | 1 | 538.179 |
| E | 17130 | 13800 | 1 | 236.377 |
| F | 28500 | 1610 | 1 | 45.885 |
| G | 1100 | 800 | 1 | 0.616 |
| H | 3150 | 460 | 1 | 1.449 |
| I | 5750 | 2400 | 1 | 13.800 |
| J | 7180 | 1360 | 1 | 9.765 |
| K | 800 | 800 | 1 | 0.640 |
| | | | TOTAL | 1460.000 |

Sqm

**LESS AREA ( DETAIL /SHAFTS & STAIRCASE)**

| NAME | WIDTH (MM) | HEIGHT (MM) | NO. OF UNITS | AREA (SQ.M) | Remark |
|---|---|---|---|---|---|
| S1 | 5400 | 7000 | 1 | 37.800 | Staircase |
| S2 | 800 | 1760 | 1 | 1.408 | Shaft |
| S3 | 2000 | 2900 | 1 | 5.800 | Lift Shaft |
| S4 | 3570 | 1925 | 1 | 6.872 | Electrical shaft |
| S5 | 910 | 660 | 1 | 0.547 | Shaft |
| S6 | 6265 | 7200 | 1 | 90.504 | Staircase |
| S7 | 1200 | 910 | 1 | 1.116 | Shaft |
| S8 | 800 | 1200 | 1 | 0.960 | |
| S9 | 1800 | 1800 | 1 | 3.780 | Lift Shaft |
| S10 | 1800 | 1800 | 1 | 3.240 | |
| S11 | 800 | 400 | 1 | 0.320 | |
| S12 | 2410 | 400 | 1 | 2.345 | Shaft |
| S13 | 570 | 400 | 1 | 0.228 | |
| S14 | 1030 | 400 | 1 | 0.412 | |
| S15 | 1800 | 1750 | 1 | 3.150 | Lift Shaft |
| | | | TOTAL | 152.000 | Sqm |

**TOTAL FAR AREA (IN FIRST FLOOR (S))**

| | | |
|---|---|---|
| FLOOR AREA- (SQ.M)-1 | = | (SQ.M) |

Sqm

**AREA DETAIL (PART OF THE PROJECTION AT BELOW PLATFORM LEVEL)**

| NAME | WIDTH (MM) | HEIGHT (MM) | NO. OF UNITS | AREA (SQ.M) |
|---|---|---|---|---|
| A2 | 1525 | 14475 | 1 | 22.074 |
| A3 | 770 | 1400 | 1 | 1.078 |
| A4 | 1150 | 1500 | 1 | 1.725 |
| | | | TOTAL (A1) | 25.000 |

Sqm

NOTE: All areas of this floor are air conditioned except all toilets.

**DOOR /WINDOW/ GLAZING SCHEDULE**

| SN. | Type | Width (mm) | Cill (mm) | Lintel (mm) | Height (mm) |
|---|---|---|---|---|---|
| 1 | D1 | 1000 | ±00 | +2400 | 2400 |
| 2 | D2 | 1000 | ±00 | +2400 | 2400 |
| 3 | D3 | 1320 | ±00 | +3000 | 3000 |
| 4 | D4 | 1200 | ±00 | +3000 | 3000 |
| 5 | D4' | 1200 | ±00 | +1800 | 1800 |
| 6 | D5 | 2000 | ±00 | +3000 | 3000 |
| 7 | D6' | 2000 | ±00 | +2400 | 2400 |
| 8 | D6 | 1300 | ±00 | +2400 | 2400 |
| 9 | D7 | 775 | ±00 | +2400 | 2400 |
| 10 | D8 | 900 | ±00 | +2400 | 2400 |
| 11 | D9 | 2000 | ±00 | +3600 | 3600 |
| 12 | D10 | 3000 | ±00 | +3000 | 3000 |
| 13 | D11 | 4000 | ±00 | +3600 | 3600 |
| 14 | D12 | 4410 | ±00 | +3000 | 3000 |
| 15 | D13 | 1800 | ±00 | +3000 | 3000 |
| 16 | D14 | 2000 | ±00 | +2700 | 2700 |
| 17 | D15 | 1750 | ±00 | +3000 | 3000 |
| 18 | D16 | 2000 | ±00 | +2400 | 2400 |
| 19 | D17 | 2000 | ±00 | +2100 | 2100 |
| 20 | D18 | 2500 | ±00 | +2400 | 2400 |
| 21 | D19 | 2000 | ±00 | +2400 | 2400 |
| 22 | D20 | 1500 | ±00 | +3000 | 3000 |
| 23 | D21 | 2000 | +200 | +2400 | 2200 |
| 24 | GL1 | 10275 | ±00 | +3000 | 3000 |
| 25 | GL2 | 12800 | ±00 | +3600 | 3600 |
| 26 | GL3 | 9885 | ±00 | +3600 | 3600 |
| 27 | GL4 | 14480 | ±00 | +3600 | 3600 |
| 28 | GL5 | 13280 | ±00 | +3600 | 3600 |
| 29 | GL6 | 13175 | ±00 | +3000 | 3000 |
| 30 | GL7 | 12500 | +200 | +3600 | 3400 |
| 31 | GL8 | 2660 | +200 | +3600 | 3400 |
| 32 | GL9 | 8285 | +200 | +2400 | 2200 |
| 33 | GL10 | 2000 | +200 | +2400 | 2200 |
| 34 | DW1 | 3000 | ±00 | +3000 | 3000 |
| 35 | DW2 | 6000 | ±00 | +3000 | 3000 |
| 36 | W1 | 5400 | +300 | +3000 | 2700 |
| 37 | W2 | 1420 | +300 | +3000 | 2700 |
| 38 | W3 | 2800 | +400 | +3000 | 2600 |
| 39 | W4 | 4200 | +2100 | +2000 | 900 |
| 40 | W5 | 1800 | +400 | +3000 | 2600 |
| 41 | W6 | 2000 | +400 | +3000 | 2600 |
| 42 | W7 | 1300 | +400 | +3000 | 2600 |
| 43 | W8 | 4100 | +1000 | +3000 | 2000 |
| 44 | W9 | 2000 | +1000 | +8000 | 7000 |
| 45 | W10 | 5200 | +1000 | +3100 | 2100 |
| 46 | W11 | 2360 | +1000 | +3000 | 2000 |
| 47 | W12 | 2900 | +1000 | +3000 | 2000 |
| 48 | W13 | 2850 | +1000 | +2400 | 1400 |
| 49 | W14 | 1800 | +1000 | +3000 | 2000 |
| 50 | W15 | 1300 | +1000 | +3000 | 2000 |
| 51 | W16 | 2070 | +1000 | +2400 | 1400 |
| 52 | W17 | 6000 | ±00 | +3000 | 3000 |
| 53 | W18 | 2560 | +1000 | +2400 | 1400 |
| 54 | V1 | 4170 | +2000 | +3000 | 1000 |
| 55 | V2 | 2000 | +2200 | +3600 | 800 |
| 56 | V3 | 1200 | +2200 | +3000 | 800 |
| 57 | SG1 | 2400 | ±00 | +2400 | 800 |
| 58 | SG2 | 3000 | ±00 | +2400 | 800 |

**LEGEND**

- 110 DO GWR RISER TO G.H.T. FILLING TANK
- 110 DO SWR RISER TO G.H.T. FILLING TANK
- DOMESTIC WATER SUPPLY DN. TAKE PIPE
- FLUSHING WATER SUPPLY DN. TAKE PIPE
- 100 DO uPVC RAIN WATER PIPE(TERRACE)

Ram Avtar Basal
ADHOC

PROJECT TITLE

Approval of Additional Building Plan of Group Housing Colony area measuring 25.44 acres (Licence No. 78 of 2010 dated 15.10.2010) in Sector-69 & 70, Gurgaon Manesar Urban Complex being developed by Sh. Amit, Sumit and others in collaboration with M/s Tulip Infratech Pvt. Ltd.

OWNER's SIGNATURE

For TULIP INFRATECH PVT. LTD.

Authorised Signatory

ARCHITECT's SIGNATURE

APOORV SINGH
CA/2009/42704

DRAWING TITLE

SUBMISSION DRAWING

COMMUNITY BUILDING 2
FIRST FLOOR LAYOUT &
AREA DETAILS

NORTH

STRUCTURAL CONSULTANT

SMSF DESIGN CONSULTANTS PVT. LTD.
5/13(3), DLF Phase -III, Gurgaon, Haryana - 122002.
Ph: 0124-4115252

ARCHITECTS

designcosmos
A-605, Second Floor
Sushant Lok Ph-I
Gurgaon
Ph- 0124 4203676

| | | |
|---|---|---|
| DATE | June 2020 | DWG. NO. |
| SCALE | NTS | S - 02C |
| DEALT | PG | |
| CHECKED | AS | |

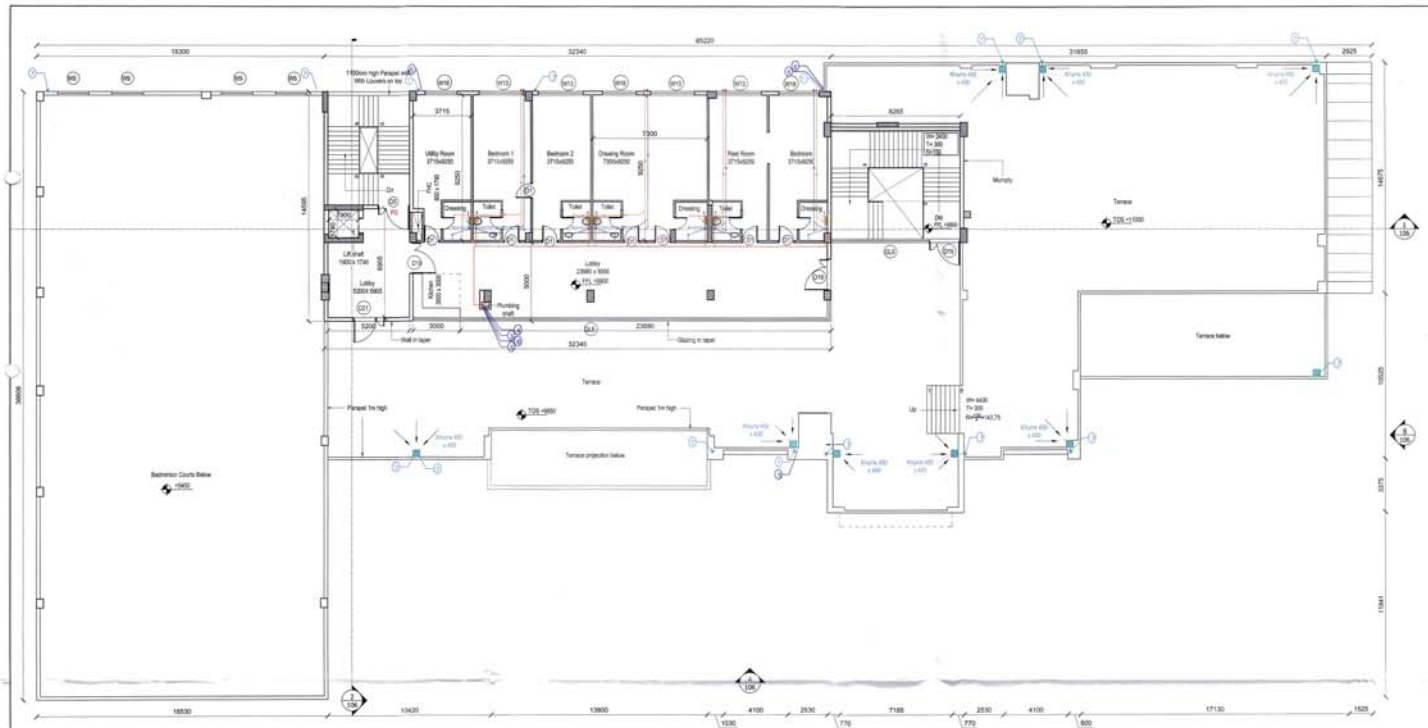

1 Second Floor plan
SCALE- NTS

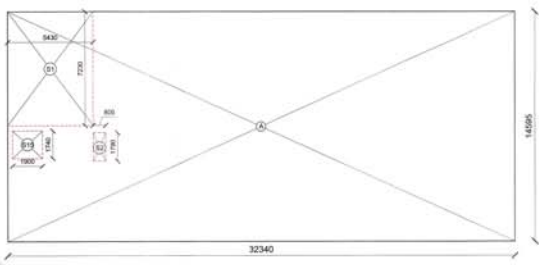

2 Area Details- Second Floor
SCALE- NTS

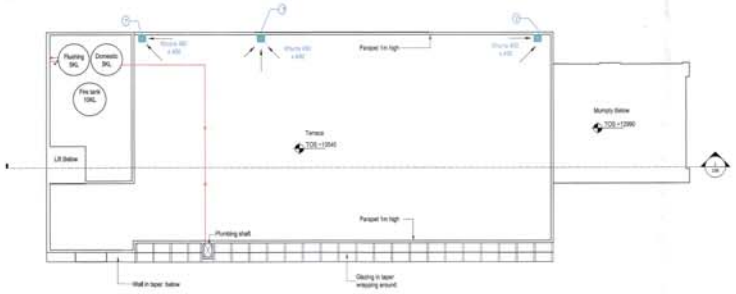

1 Terrace& OHT Floor Plan
SCALE- NTS

| FAR AREA DETAIL | | | | | |
|---|---|---|---|---|---|
| SECOND FLOOR AREA DETAIL | | | | | |
| Sno. | WIDTH (MM) | HEIGHT (MM) | NO. OF UNITS | AREA (SQ M) | |
| A | 32340 | 14595 | 1 | 472.002 | |
| | | | TOTAL | 472.002 | Sqm. |

| LESS AREA 1 DETAIL (SHAFTS & STAIRCASE) | | | | | |
|---|---|---|---|---|---|
| NAME | WIDTH (MM) | HEIGHT (MM) | NO. OF UNITS | AREA (SQ M) | |
| S1 | 5430 | 7230 | 1 | 39.259 | |
| S2 | 800 | 1790 | 1 | 1.432 | |
| S15 | 1900 | 1740 | 1 | 3.306 | |
| | | | TOTAL | 43.997 | Sqm. |

| TOTAL FAR AREA ON SECOND FLOOR (V) | | | |
|---|---|---|---|
| FLOOR AREA- LESS AREA 1 | = | 428.005 | Sqm. |

NOTE: All areas of this floor are air conditioned except all toilets.

| DOOR /WINDOW/ GLAZING SCHEDULE | | | | | |
|---|---|---|---|---|---|
| SN. | Type | Width (mm) | Cill (mm) | Lintel (mm) | Height (mm) |
| 1 | D1 | 1000 | ±00 | +2400 | 2400 |
| 2 | D2 | 1000 | ±00 | +2400 | 2400 |
| 3 | D3 | 1200 | ±00 | +3000 | 3000 |
| 4 | D4 | 1200 | ±00 | +3000 | 3000 |
| 5 | D5 | 1200 | ±00 | +1800 | 1800 |
| 6 | D6 | 2000 | ±00 | +3000 | 3000 |
| 7 | D7 | 2000 | ±00 | +2400 | 2400 |
| 8 | D8 | 1500 | ±00 | +2400 | 2400 |
| 9 | D9 | 775 | ±00 | +2400 | 2400 |
| 10 | D10 | 900 | ±00 | +2400 | 2400 |
| 11 | D11 | 2000 | ±00 | +2800 | 2800 |
| 12 | D12 | 3000 | ±00 | +3000 | 3000 |
| 13 | D13 | 4000 | ±00 | +3800 | 3800 |
| 14 | D14 | 4415 | ±00 | +3000 | 3000 |
| 15 | D15 | 1800 | ±00 | +3000 | 3000 |
| 16 | D16 | 2000 | ±00 | +2700 | 2700 |
| 17 | D17 | 1750 | ±00 | +3000 | 3000 |
| 18 | D18 | 2000 | ±00 | +2800 | 2800 |
| 19 | D19 | 2000 | ±00 | +2100 | 2100 |
| 20 | D19 | 2000 | ±00 | +2400 | 2400 |
| 21 | D19 | 2000 | ±00 | +2400 | 2400 |
| 22 | D20 | 1500 | ±00 | +3000 | 3000 |
| 23 | D21 | 2000 | +200 | +2400 | 2200 |
| 24 | GL1 | 10275 | ±00 | +3000 | 3000 |
| 25 | GL2 | 13800 | ±00 | +3600 | 3600 |
| 26 | GL3 | 9885 | ±00 | +3600 | 3600 |
| 27 | GL4 | 14895 | ±00 | +3600 | 3600 |
| 28 | GL5 | 13295 | ±00 | +3600 | 3600 |
| 29 | GL6 | 13175 | ±00 | +3300 | 3300 |
| 30 | GL7 | 12930 | +200 | +2800 | 2400 |
| 31 | GL8 | 20685 | +200 | +2800 | 2400 |
| 32 | GL9 | 8285 | +200 | +2400 | 2200 |
| 33 | GL10 | 2000 | +200 | +2400 | 2200 |
| 34 | DW1 | 5000 | ±00 | +3000 | 3000 |
| 35 | DW2 | 6000 | ±00 | +3000 | 3000 |
| 36 | W1 | 1450 | +300 | +3000 | 2700 |
| 37 | W2 | 1420 | +300 | +3000 | 2700 |
| 38 | W3 | 2800 | +450 | +3000 | 2550 |
| 39 | W4 | 4500 | +2100 | +2000 | 900 |
| 40 | W5 | 1800 | +450 | +3000 | 2550 |
| 41 | W6 | 2000 | +450 | +3000 | 2550 |
| 42 | W7 | 1300 | +450 | +3000 | 2550 |
| 43 | W8 | 4100 | +1000 | +2800 | 1800 |
| 44 | W9 | 2000 | +1000 | +8000 | 7000 |
| 45 | W10 | 5245 | +2100 | +3000 | 900 |
| 46 | W11 | 2365 | +1000 | +3000 | 2000 |
| 47 | W12 | 2500 | +1000 | +3000 | 2000 |
| 48 | W13 | 2860 | +1000 | +2400 | 1400 |
| 49 | W14 | 1800 | +1000 | +3000 | 2000 |
| 50 | W15 | 1300 | +1000 | +3000 | 2000 |
| 51 | W16 | 2070 | +1000 | +2400 | 1400 |
| 52 | W17 | 6000 | ±00 | +3000 | 3000 |
| 53 | W18 | 2595 | +1000 | +2400 | 1400 |
| 54 | V1 | 4170 | +2000 | +3000 | 1000 |
| 55 | V2 | 2000 | +2200 | +3000 | 800 |
| 56 | V3 | 1200 | +2200 | +3000 | 800 |
| 57 | RS1 | 2400 | ±00 | +2400 | 800 |
| 58 | RS2 | 3000 | ±00 | +2400 | 800 |

LEGEND

1. 100 DIA PVC BLE & VENT PIPE
2. 100 DIA PVC WASTE & VENT PIPE
3. 40Ø CWS RISER TO O.H.T. FILLING TANK
4. 32Ø FWS RISER TO O.H.T. FILLING TANK
5. DOMESTIC WATER SUPPLY (IN. TAKE PIPE)
6. FLUSHING WATER SUPPLY (IN. TAKE PIPE)
7. 100 OD uPVC RAIN WATER PIPE(TERRACE)

This is a "PROVISIONAL APPROVED BUILDING PLAN" only for purpose of moving further from the ground policy

Chief Town & Country Planner, Haryana, Chandigarh

Member Secretary, SEAC, Haryana

Member, SEAC

Chairman, SEAC

DDT (HQ) Member SEAC

Member SEAC

Member SEAC

PROJECT TITLE

Approval of Additional Building Plan of Group Housing Colony area measuring 25.44 acres (Licence No. 78 of 2010 dated 15.10.2010) in Sector-69 & 70, Gurgaon Manesar Urban Complex being developed by Sh. Amit, Sumit and others in collaboration with M/s Tulip Infratech Pvt. Ltd.

OWNER's SIGNATURE

For TULIP INFRATECH PVT. LTD.

Authorised Signatory

ARCHITECT's SIGNATURE

APOORV SINGH
CA/2008/42704

DRAWING TITLE

SUBMISSION DRAWING

COMMUNITY BUILDING 2
SECOND & TERRACE FLOOR LAYOUT & AREA DETAILS

NORTH

STRUCTURAL CONSULTANT

BMSF DESIGN CONSULTANTS PVT. LTD.
9-12/3, DLF Phase -III, Gurgaon.
Haryana - 122002.
Ph. 0124-4115252

ARCHITECTS

designcosmos
A-600, Second Floor
Sushant Lok Ph-I
Gurgaon
Ph. 0124 4203676

| DATE | June 2020 | DWG. NO. |
|---|---|---|
| SCALE | NTS | S - 02D |
| DEALT | PG | |
| CHECKED | AS | |

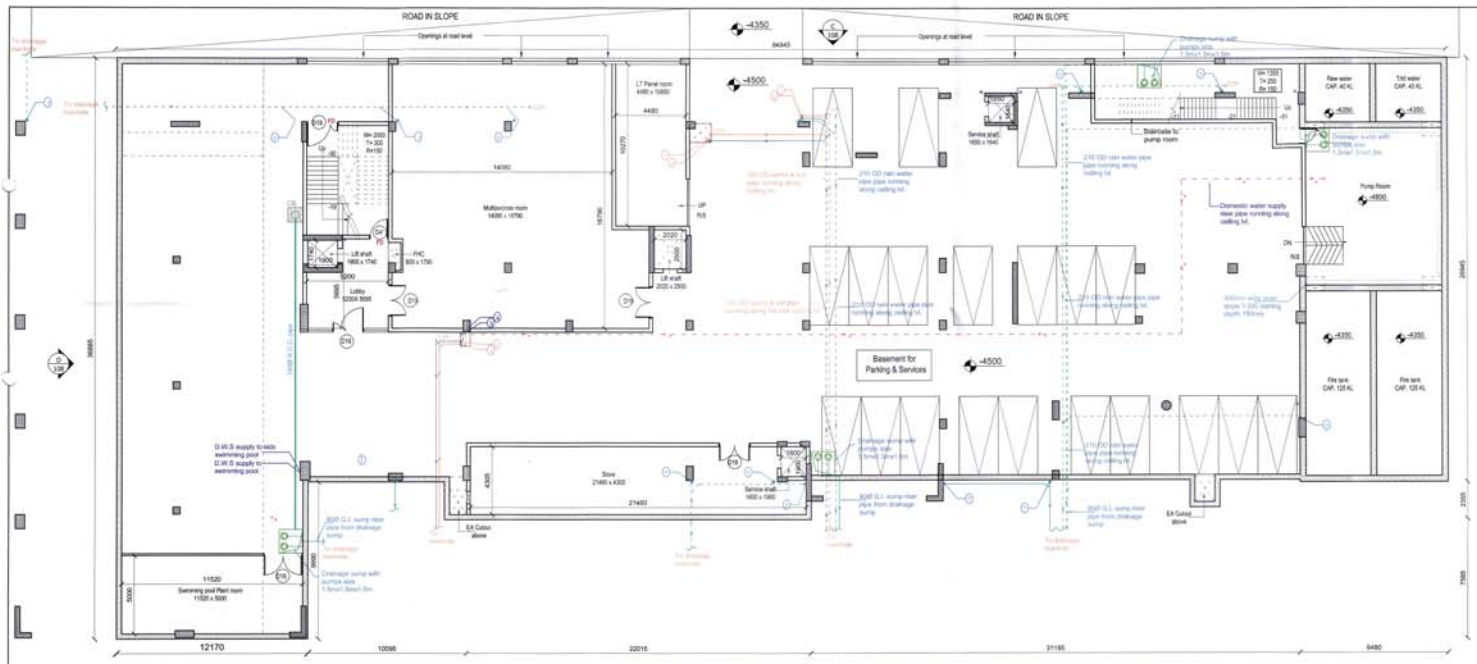


1 Basement plan
SCALE- NTS

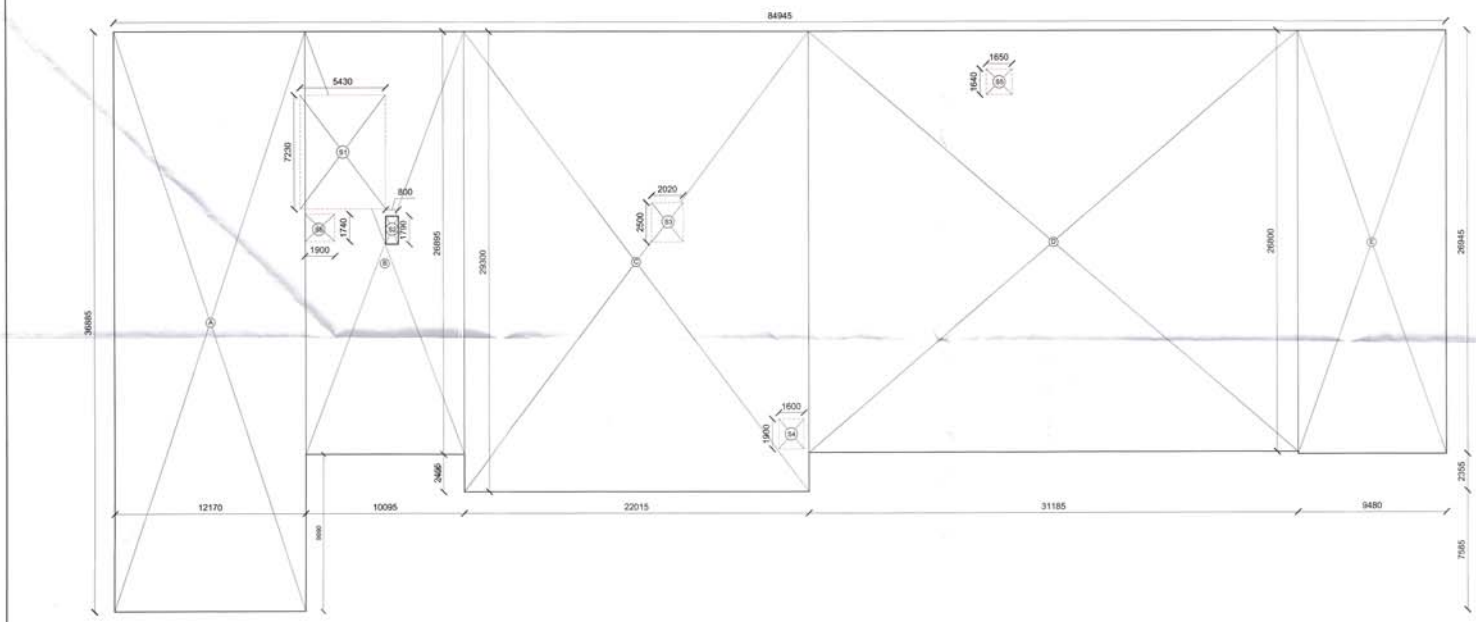


2 Basement Area Details/ Less Area Details
SCALE- NTS

**BASEMENT FLOOR AREA DETAIL**

| Sno. | WIDTH (MM) | HEIGHT (MM) | NO. OF UNITS | AREA (SQ M) | Remark |
|---|---|---|---|---|---|
| A | 12170 | 36885 | 1 | 448.890 | |
| B | 10095 | 26895 | 1 | 271.505 | |
| C | 22015 | 29300 | 1 | 645.040 | |
| D | 31185 | 26800 | 1 | 835.758 | |
| E | 9480 | 26945 | 1 | 255.439 | |
| | | | TOTAL | 2456.432 | |

**LESS AREA DETAIL (SHAFTS & STAIRCASE)**

| NAME | WIDTH (MM) | HEIGHT (MM) | NO. OF UNITS | AREA (SQ M) | Remark |
|---|---|---|---|---|---|
| S1 | 5430 | 7230 | 1 | 39.259 | Staircase |
| S2 | 800 | 1905 | 1 | 1.524 | Shaft |
| S3 | 2020 | 2500 | 1 | 5.050 | Lift shaft |
| S4 | 1600 | 1900 | 1 | 3.040 | |
| S5 | 1650 | 1640 | 1 | 2.706 | |
| S6 | 1900 | 1740 | 1 | 3.306 | |
| | | | TOTAL | 54.885 | |

**TOTAL AREA ON BASEMENT FLOOR**

| | | |
|---|---|---|
| FLOOR AREA- LESS AREA | - | 2401.75 Sqm. |

**DOOR /WINDOW GLAZING SCHEDULE**

| SN | Type | Width (mm) | Cill (mm) | Lintel (mm) | Height (mm) |
|---|---|---|---|---|---|
| 1 | D1 | 1000 | +00 | +2400 | 2400 |
| 2 | D2 | 1000 | +00 | +2400 | 2400 |
| 3 | D3 | 1300 | +00 | +3000 | 3000 |
| 4 | D4 | 1200 | +00 | +3000 | 3000 |
| 5 | D5 | 1200 | +00 | +1800 | 1800 |
| 6 | D6 | 2000 | +00 | +3000 | 3000 |
| 7 | D7 | 2000 | +00 | +2400 | 2400 |
| 8 | D8 | 1000 | +00 | +2400 | 2400 |
| 9 | D9 | 775 | +00 | +2400 | 2400 |
| 10 | D9 | 900 | +00 | +2400 | 2400 |
| 11 | D9 | 2000 | +00 | +3600 | 3600 |
| 12 | D10 | 3000 | +00 | +3000 | 3000 |
| 13 | D11 | 4000 | +00 | +3600 | 3600 |
| 14 | D12 | 4411 | +00 | +3000 | 3000 |
| 15 | D13 | 1800 | +00 | +2000 | 2000 |
| 16 | D14 | 2000 | +00 | +2700 | 2700 |
| 17 | D15 | 1750 | +00 | +3000 | 3000 |
| 18 | D16 | 2000 | +00 | +2850 | 2850 |
| 19 | D17 | 2000 | +00 | +2100 | 2100 |
| 20 | D18 | 2500 | +00 | +2400 | 2400 |
| 21 | D19 | 2000 | +00 | +2400 | 2400 |
| 22 | D20 | 1500 | +00 | +3000 | 3000 |
| 23 | D21 | 2000 | +200 | +2400 | 2200 |
| 24 | GL1 | 15875 | +00 | +3000 | 3000 |
| 25 | GL2 | 13800 | +00 | +3600 | 3600 |
| 26 | GL3 | 9885 | +00 | +3600 | 3600 |
| 27 | GL4 | 14980 | +00 | +3600 | 3600 |
| 28 | GL5 | 13380 | +00 | +3600 | 3600 |
| 29 | GL6 | 13175 | +00 | +3300 | 3300 |
| 30 | GL7 | 12500 | +200 | +3600 | 3400 |
| 31 | GL8 | 26890 | +200 | +2600 | 2400 |
| 32 | GL9 | 5255 | +200 | +2400 | 2200 |
| 33 | GL10 | 2700 | +200 | +2400 | 2200 |
| 34 | DW1 | 5000 | +00 | +3000 | 3000 |
| 35 | DW2 | 8000 | +00 | +3000 | 3000 |
| 36 | W1 | 5450 | +300 | +3000 | 2700 |
| 37 | W2 | 1420 | +300 | +3000 | 2700 |
| 38 | W3 | 2830 | +450 | +3000 | 2550 |
| 39 | W4 | 4500 | +2100 | +3000 | 900 |
| 40 | W5 | 1800 | +450 | +3000 | 2550 |
| 41 | W6 | 2000 | +450 | +3000 | 2550 |
| 42 | W7 | 1300 | +450 | +3000 | 2550 |
| 43 | W8 | 4100 | +1000 | +3600 | 2600 |
| 44 | W9 | 2000 | +1000 | +4000 | 2000 |
| 45 | W10 | 5200 | +1000 | +3100 | 2100 |
| 46 | W11 | 2300 | +1000 | +3000 | 2000 |
| 47 | W12 | 2500 | +1000 | +3000 | 2000 |
| 48 | W13 | 2850 | +1000 | +2400 | 1400 |
| 49 | W14 | 1800 | +1000 | +3000 | 2000 |
| 50 | W15 | 1300 | +1000 | +3000 | 2000 |
| 51 | W16 | 2070 | +1000 | +2400 | 1400 |
| 52 | W17 | 6000 | +00 | +3000 | 3000 |
| 53 | W18 | 2500 | +1000 | +2400 | 1400 |
| 54 | V1 | 2170 | +2000 | +3000 | 1000 |
| 55 | V2 | 2500 | +2200 | +3000 | 800 |
| 56 | V3 | 1200 | +2200 | +3000 | 800 |
| 57 | RS1 | 2400 | +00 | +2400 | 800 |
| 58 | RS2 | 3000 | +00 | +2400 | 900 |

LEGEND

1. [illegible]
2. [illegible]
3. 400 CMS RISER TO O.H.T. FILLING TANK
4. 125 FWS RISER TO O.H.T. FILLING TANK
5. DOMESTIC WATER SUPPLY DN. TAKE PIPE
6. PLUMBING WATER SUPPLY DN. TAKE PIPE
7. 160 OD uPVC RAIN WATER PIPE/TERRACE

PROJECT TITLE

Approval of Additional Building Plan of Group Housing Colony area measuring 25.44 acres (Licence No. 78 of 2010 dated 15.10.2010) in Sector-69 & 70, Gurgaon Manesar Urban Complex being developed by Sh. Amit, Sumit and others in collaboration with M/s Tulip Infratech Pvt. Ltd.

OWNER's SIGNATURE

For TULIP INFRATECH PVT. LTD.

Authorised Signatory

ARCHITECT's SIGNATURE

APOORV SINGH
CA/2009-42104

DRAWING TITLE

**SUBMISSION DRAWING**
COMMUNITY BUILDING 2

BASEMENT LAYOUT & AREA DETAILS

NORTH

STRUCTURAL CONSULTANT

SMSF DESIGN CONSULTANTS PVT. LTD.
S-1325 OLF Floor, Sec. Gurgaon, Haryana - 122002
Ph- 2084410202

ARCHITECTS

designcosmos
A-8/26, Second Floor, Sushant Lok Ph-1, Gurgaon
Ph- 0124 4303676

| | | |
|---|---|---|
| DATE | June 2020 | DWG. NO. |
| SCALE | NTS | S - 02E |
| DEALT | PG | |
| CHECKED | AS | |

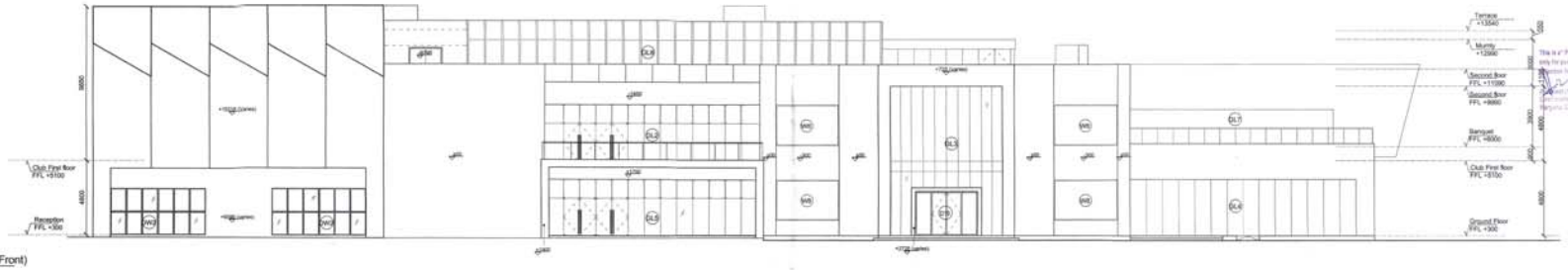

1 Elevation-A (Front)
SCALE - 1:150

2 Section 1-1'
SCALE - 1:150

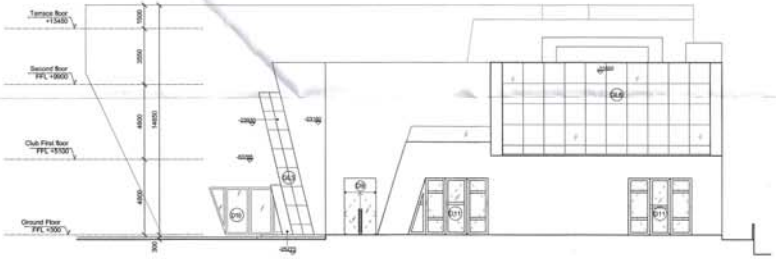

3 Elevation-B
SCALE - 1:150

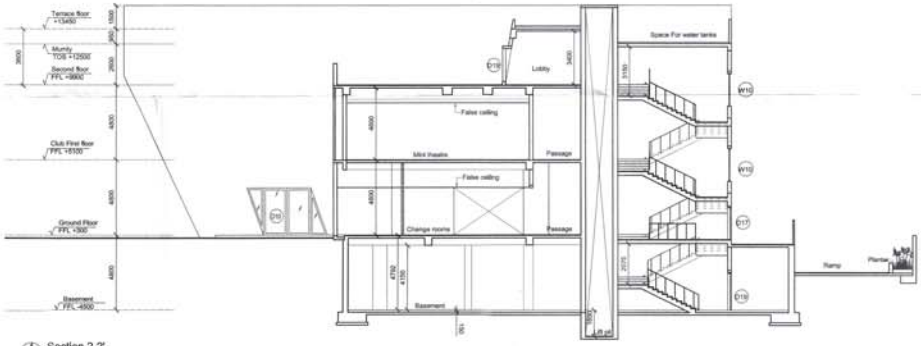

4 Section 2-2'
SCALE - 1:150

PROJECT TITLE

Approval of Additional Building Plan of Group Housing Colony area measuring 25.44 acres (Licence No. 78 of 2010 dated 15.10.2010) in Sector-69 & 70, Gurgaon Manesar Urban Complex being developed by Sh. Amit, Sumit and others in collaboration with M/s Tulip Infratech Pvt. Ltd.

OWNER's SIGNATURE

For TULIP INFRATECH PVT. LTD.

Authorised Signatory

ARCHITECT's SIGNATURE

APOORV SINGH
CA/2009/42704

DRAWING TITLE

SUBMISSION DRAWING

COMMUNITY BUILDING-2
BUILDING SECTION & ELEVATIONS

NORTH

STRUCTURE CONSULTANT

BMSF DESIGN CONSULTANTS PVT. LTD.
S-1320, DLF Phase -III, Gurgaon, Haryana - 122002
PH: 0124-4113252

ARCHITECTS

designcosmos
A-600, Second Floor, Sushant Lok Ph-I
Gurgaon
Ph. 0124 4080876

| | | |
|---|---|---|
| DATE | June 2020 | DWG. NO. |
| SCALE | NTS | S - 02F |
| DEALT | PG | |
| CHECKED | AS | |

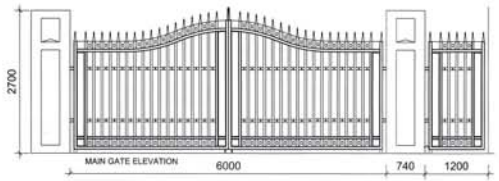


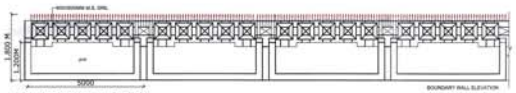


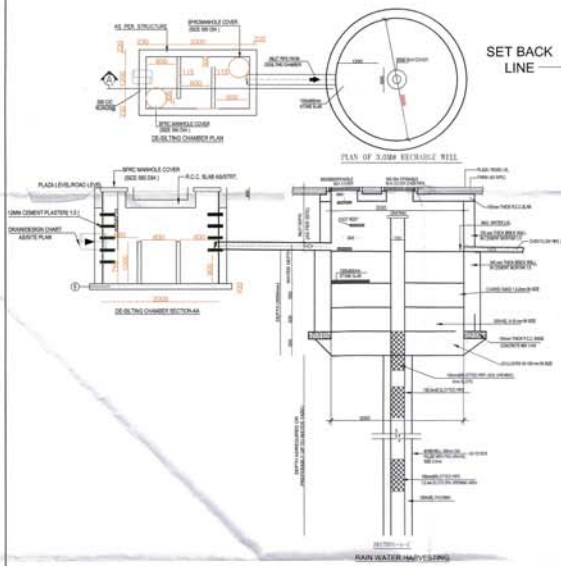


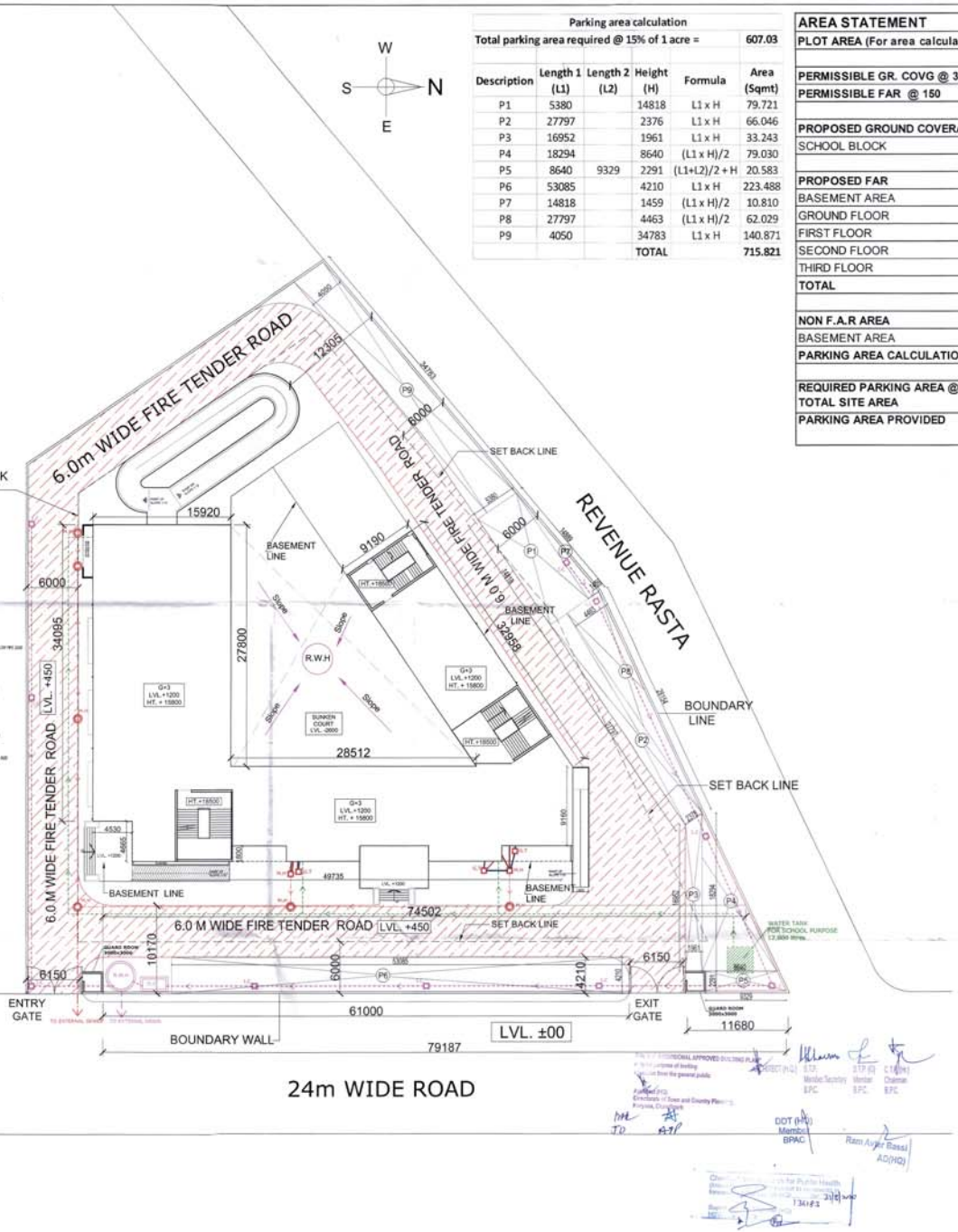


| Parking area calculation | | | | | |
|---|---|---|---|---|---|
| Total parking area required @ 15% of 1 acre = | | | | | 607.03 |
| Description | Length 1 (L1) | Length 2 (L2) | Height (H) | Formula | Area (Sqmt) |
| P1 | 5380 | | 14818 | L1 x H | 79.721 |
| P2 | 27797 | | 2376 | L1 x H | 66.046 |
| P3 | 16952 | | 1961 | L1 x H | 33.243 |
| P4 | 18294 | | 8640 | (L1 x H)/2 | 79.030 |
| P5 | 8640 | 9329 | 2291 | (L1+L2)/2 + H | 20.583 |
| P6 | 53085 | | 4210 | L1 x H | 223.488 |
| P7 | 14818 | | 1459 | (L1 x H)/2 | 10.810 |
| P8 | 27797 | | 4463 | (L1 x H)/2 | 62.029 |
| P9 | 4050 | | 34783 | L1 x H | 140.871 |
| | | | TOTAL | | 715.821 |

| AREA STATEMENT | | | |
|---|---|---|---|
| PLOT AREA (For area calculations) | = | 1.00 | ACRES |
| | = | 4046.850 | SQM |
| PERMISSIBLE GR. COVG @ 35% | = | 1416.398 | SQM |
| PERMISSIBLE FAR @ 150 | = | 6070.275 | SQM |
| | | | |
| PROPOSED GROUND COVERAGE | | | |
| SCHOOL BLOCK | = | 1415.985 | SQM |
| | | 34.99 | % |
| PROPOSED FAR | | | |
| BASEMENT AREA | = | 931.118 | SQM |
| GROUND FLOOR | = | 1263.877 | SQM |
| FIRST FLOOR | = | 1079.595 | SQM |
| SECOND FLOOR | = | 1097.139 | SQM |
| THIRD FLOOR | = | 1085.277 | SQM |
| TOTAL | = | 5457.006 | SQM |
| | | 134.85 | % |
| NON F.A.R AREA | | | |
| BASEMENT AREA | = | 685.734 | SQM |
| PARKING AREA CALCULATION | | | |
| | | | |
| REQUIRED PARKING AREA @ 15 % OF TOTAL SITE AREA | | 607.028 | SQM |
| PARKING AREA PROVIDED | | 715.821 | SQM |

| LEGEND | |
|---|---|
| 250ID SEWER LINE SLOPE 1:190 | |
| MAIN HOLE/ GULLY TRAP | M.H |
| STORM WATER DRAIN LINE NP2 PIPE | |
| 3.0M Ø RECHARGE PIT | |
| INSPECTION CHAMBER | I.C |
| WATER SUPPLEY LINE | |

PROJECT TITLE

Approval of Additional Building Plan of Group Housing Colony area measuring 25.44 acres (Licence No. 78 of 2010 dated 15.10.2010) in Sector-69 & 70, Gurgaon Manesar Urban Complex being developed by Sh. Amit, Sumit and others in collaboration with M/s Tulip Infratech Pvt. Ltd.

DRAWING TITLE

SUBMISSION DRAWING

SCHOOL BUILDING SITE LAYOUT

NORTH

OWNER's SIGNATURE

Authorised Signatory

ARCHITECT's SIGNATURE

APOORV SINGH
CA/2009/42204

ARCHITECTS

designcosmos

A-609, Second Floor, Sushant Lok Ph-1, Gurgaon
Ph: 0124 4303676

| | | |
|---|---|---|
| DATE | June 2020 | DWG. NO. |
| SCALE | NTS | S - 03A |
| DEALT | MA | |
| CHECKED | AS | |

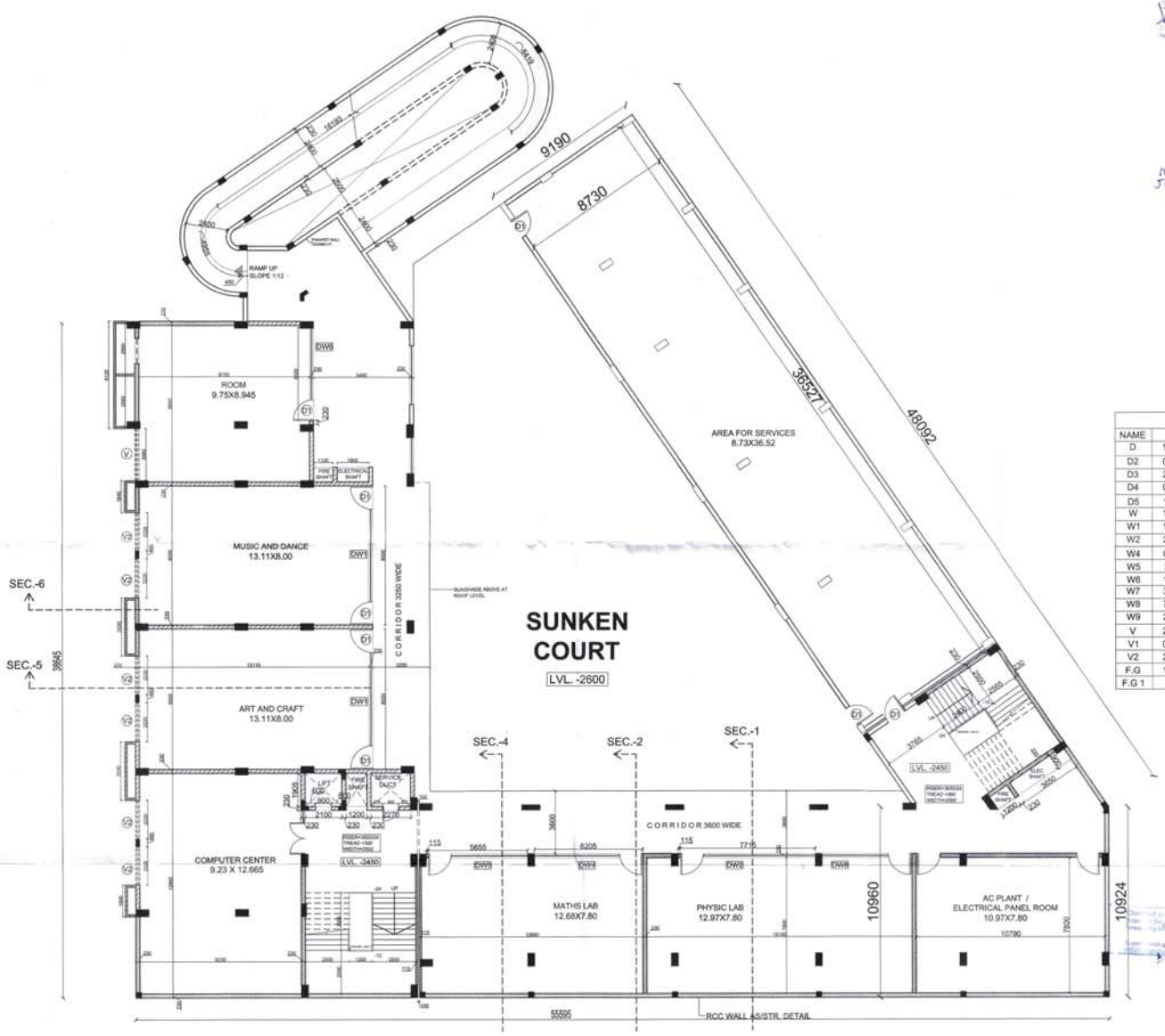


| JOINERY SCHEDULE | | | |
|---|---|---|---|
| NAME | SIZE | LINTEL LVL | CILL LVL |
| D | 1.20 X 2.44 MTR | 2.44 MTR | - |
| D2 | 0.91 X 2.44 MTR | 2.44 MTR | - |
| D3 | 2.50 X 2.44 MTR | 2.44 MTR | - |
| D4 | 0.69 X 2.44 MTR | 2.44 MTR | - |
| D5 | 1.82X 2.44 MTR | 2.44 MTR | - |
| W | 1.95 X 1.83 MTR | 2.74 MTR | 0.91 MTR |
| W1 | 1.20 X 1.83 MTR | 2.74 MTR | 0.91 MTR |
| W2 | 2.66 X 1.83 MTR | 2.74 MTR | 0.91 MTR |
| W4 | 0.60 X 1.83 MTR | 2.74 MTR | 0.91 MTR |
| W5 | 2.96 X 1.83MTR | 2.74 MTR | 0.91 MTR |
| W6 | 1.44 X 1.83 MTR | 2.74 MTR | 0.91 MTR |
| W7 | 3.03 X 1.83 MTR | 2.74 MTR | 0.91 MTR |
| W8 | 7.83 X 1.83 MTR | 2.74 MTR | 0.91 MTR |
| W9 | 2.22 X 1.83 MTR | 2.74 MTR | 0.91 MTR |
| V | 2.94 X 0.60 MTR | 2.74 MTR | 2.14 MTR |
| V1 | 0.60 X 0.60 MTR | 2.74 MTR | 2.14 MTR |
| V2 | 2.22 X 0.60 MTR | 2.74 MTR | 2.14 MTR |
| F.G | 1.87 X 1.83 MTR | 2.74 MTR | 2.14 MTR |
| F.G 1 | As/Elevation | | |

PROJECT TITLE

Approval of Additional Building Plan of Group Housing Colony area measuring 25.44 acres (Licence No. 78 of 2010 dated 15.10.2010) in Sector-69 & 70, Gurgaon Manesar Urban Complex being developed by Sh. Amit, Sumit and others in collaboration with M/s Tulip Infratech Pvt. Ltd.

DRAWING TITLE

SUBMISSION DRAWING

SCHOOL BUILDING BASEMENT FLOOR LAYOUT

NORTH

OWNER's SIGNATURE

For TULIP INFRATECH PVT. LTD.

Authorised Signatory

ARCHITECT's SIGNATURE

APOOR SINGH
CA/2006/42704

ARCHITECTS

designcosmos

A-608, Second Floor,
Sushant Lok Ph-1
Gurgaon
Ph- 0124 4203676

| | | |
|---|---|---|
| DATE | June 2020 | DWG. NO. |
| SCALE | NTS | S - 03B |
| DEALT | MA | |
| CHECKED | AS | |

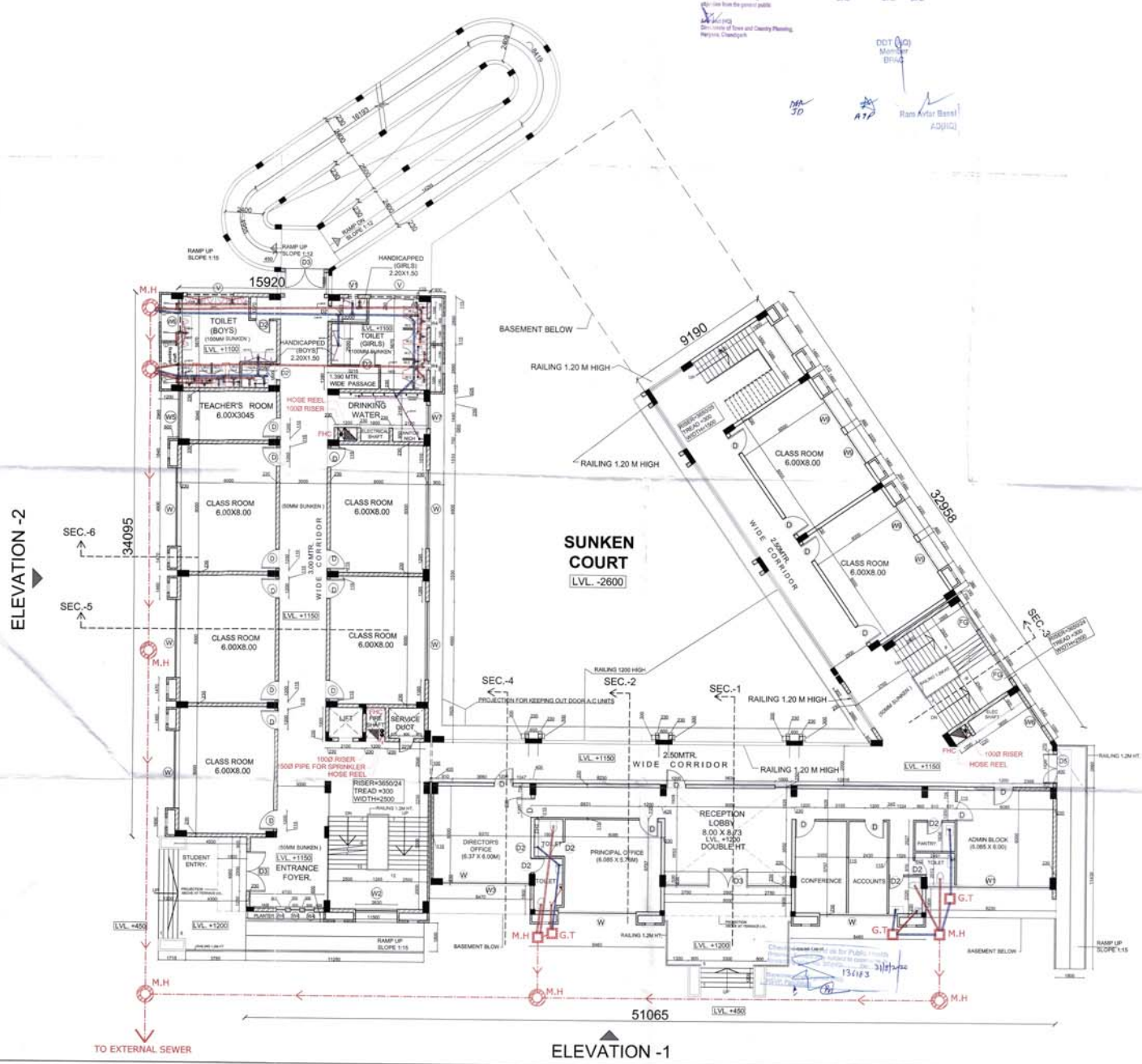


NOTE:

1. ALL DIMENSIONS ARE IN MM OR OTHERWISE SPECIFIED.
2. MINOR MODIFICATION SHALL BE DONE AT SITE TO AVOID FOULING WITH A/C DUCTING ,ELECT.FIXTURES ETC.
3. PIPES:-

i) PIPES UPTO 150mmØ AS PER IS:1239(I) HEAVY AND PIPES 200mmØ AND ABOVE AS PER IS:3589,6mmTHICK.

ii) FITTINGS:-
ALL PIPE FITTINGS SHALL BE ERW IS:1239 (II) HEAVY (TO MATCH WITH PIPE THICKNESS) BUTT WELD FITTING OF SPK. SHALL BE DIRECTL ON SOCKET WELDED TO PIPE END SPRINKLER PIPE FITTING SHALL BE ELBOW HAVING ONE END SCREWED FOR SPRINKLER FIXING.

iii) FLANGES:-
M.S FLATE FLANGES SUFF/SURF 150# ANSI: B-16.5

NOTES:–
1. ALL DIMENSIONS ARE IN MM.
2. FIRE SHAFT COSISTING :–
FIRE HYDRANT SINGLE HEADED
FIRST AID HOSE REEL
HOSE BOX
RRL HOSE PIPE 15mtrs LONG

FE1 SLIT. WATER GAS STORED (PIRESSURE TYPE)

FE2 4.5–5kg LIGHT WEIGHT SQUEEZE GRIP TYPE CO2 FIRE EXTINGUISHER

| | |
|---|---|
| A | 100# WET RISER CUM DOWN COMER PIPE |
| | FIRE HOSE CABINET (FHC) CUTOUT 600X300 MM |
| | MANUAL CALL POINT |
| | HOOTER |

## JOINERY SCHEDULE

| NAME | SIZE | LINTEL LVL | CILL LVL |
|---|---|---|---|
| D | 1.20 X 2.44 MTR | 2.44 MTR | - |
| D2 | 0.91 X 2.44 MTR | 2.44 MTR | - |
| D3 | 2.50 X 2.44 MTR | 2.44 MTR | - |
| D4 | 0.69 X 2.44 MTR | 2.44 MTR | - |
| D5 | 1.82X 2.44 MTR | 2.44 MTR | - |
| W | 1.95 X 1.83 MTR | 2.74 MTR | 0.91 MTR |
| W1 | 1.20 X 1.83 MTR | 2.74 MTR | 0.91 MTR |
| W2 | 2.66 X 1.83 MTR | 2.74 MTR | 0.91 MTR |
| W4 | 0.60 X 1.83 MTR | 2.74 MTR | 0.91 MTR |
| W5 | 2.96 X 1.83MTR | 2.74 MTR | 0.91 MTR |
| W6 | 1.44 X 1.83 MTR | 2.74 MTR | 0.91 MTR |
| W7 | 3.03 X 1.83 MTR | 2.74 MTR | 0.91 MTR |
| W8 | 7.83 X 1.83 MTR | 2.74 MTR | 0.91 MTR |
| W9 | 2.22 X 1.83 MTR | 2.74 MTR | 0.91 MTR |
| V | 2.94 X 0.60 MTR | 2.74 MTR | 2.14 MTR |
| V1 | 0.60 X 0.60 MTR | 2.74 MTR | 2.14 MTR |
| V2 | 2.22 X 0.60 MTR | 2.74 MTR | 2.14 MTR |
| F.G | 1.87 X 1.83 MTR | 2.74 MTR | 2.14 MTR |
| F.G 1 | As/Elevation | | |

PROJECT TITLE

Approval of Additional Building Plan of Group Housing Colony area measuring 25.44 acres (Licence No. 78 of 2010 dated 15.10.2010) in Sector-69 & 70, Gurgaon Manesar Urban Complex being developed by Sh. Amit, Sumit and others in collaboration with M/s Tulip Infratech Pvt. Ltd.

DRAWING TITLE

SUBMISSION DRAWING

SCHOOL BUILDING GROUND FLOOR LAYOUT

NORTH

OWNER's SIGNATURE

For TULIP INFRATECH PVT. LTD.

Authorised Signatory

ARCHITECT's SIGNATURE

APOORV SINGH
CA/2006/42704

ARCHITECTS

designcosmos

A-609, Second Floor, Sushant Lok Ph-1 Gurgaon
Ph- 0124 4203676

| | | |
|---|---|---|
| DATE | June 2020 | DWG. NO. |
| SCALE | NTS | S - 03C |
| DEALT | MA | |
| CHECKED | AS | |

This is a "PROVISIONAL APPROVED BUILDING PLAN" only for purpose of inviting objections from the general public

Chief Architect (HQ) Environment Department, Town and Country Planning, Haryana, Chandigarh

ARCHITECT (HQ) | STP (S) Member Secretary SEAC | STP (S) Member SEAC | CTP (HQ) Chairman SEAC

DDT (HQ) Member SEAC

Rash Avtar Basal AD(HQ)

NOTE:

1. ALL DIMENSIONS ARE IN MM (IR OTHERWISE SPECIFIED.
2. MINOR MODIFICATION SHALL BE DONE AT SITE TO AVOID FOULING WITH A/C DUCTING ,ELECT.FIXTURES ETC.
3. PIPES:-

i) PIPES UPTO 150mmØ AS PER IS:1239(I) HEAVY AND PIPES 200mmØ AND ABOVE AS PER IS:3589,6mmTHICK.

ii) FITTINGS:-
ALL PIPE FITTINGS SHALL BE ERW IS:1239 (II) HEAVY (TO MATCH WITH PIPE THICKNESS) BUTT WELD FITTING OF SPK. SHALL BE DIRECTL ON SOCKET WELDED TO PIPE END SPRINKLER PIPE FITTING SHALL BE ELBOW HAVING ONE END SCREWED FOR SPRINKLER FIXING.

iii) FLANGES:-
M.S.FLATE FLANGES SUFF/SURF 150# ANSI: B-16.5

NOTES:-
1. ALL DIMENSIONS ARE IN MM.
2. FIRE SHAFT COSISTING :-
FIRE HYDRANT SINGLE HEADED
FIRST AID HOSE REEL
HOSE BOX
RRL HOSE PIPE 15mtrs LONG

FE1 BLIT. WATER GAS STORED (PRESSURE TYPE)

FE2 4.5-5kg LIGHT WEIGHT SQUEEZE GRIP TYPE CO2 FIRE EXTINGUISHER

| | |
|---|---|
| A | 100# WET RISER CUM DOWN COMER PIPE |
| | FIRE HOSE CABINET (FHC) CUTOUT 600X300 MM |
| ● | MANUAL CALL POINT |
| | HOOTER |

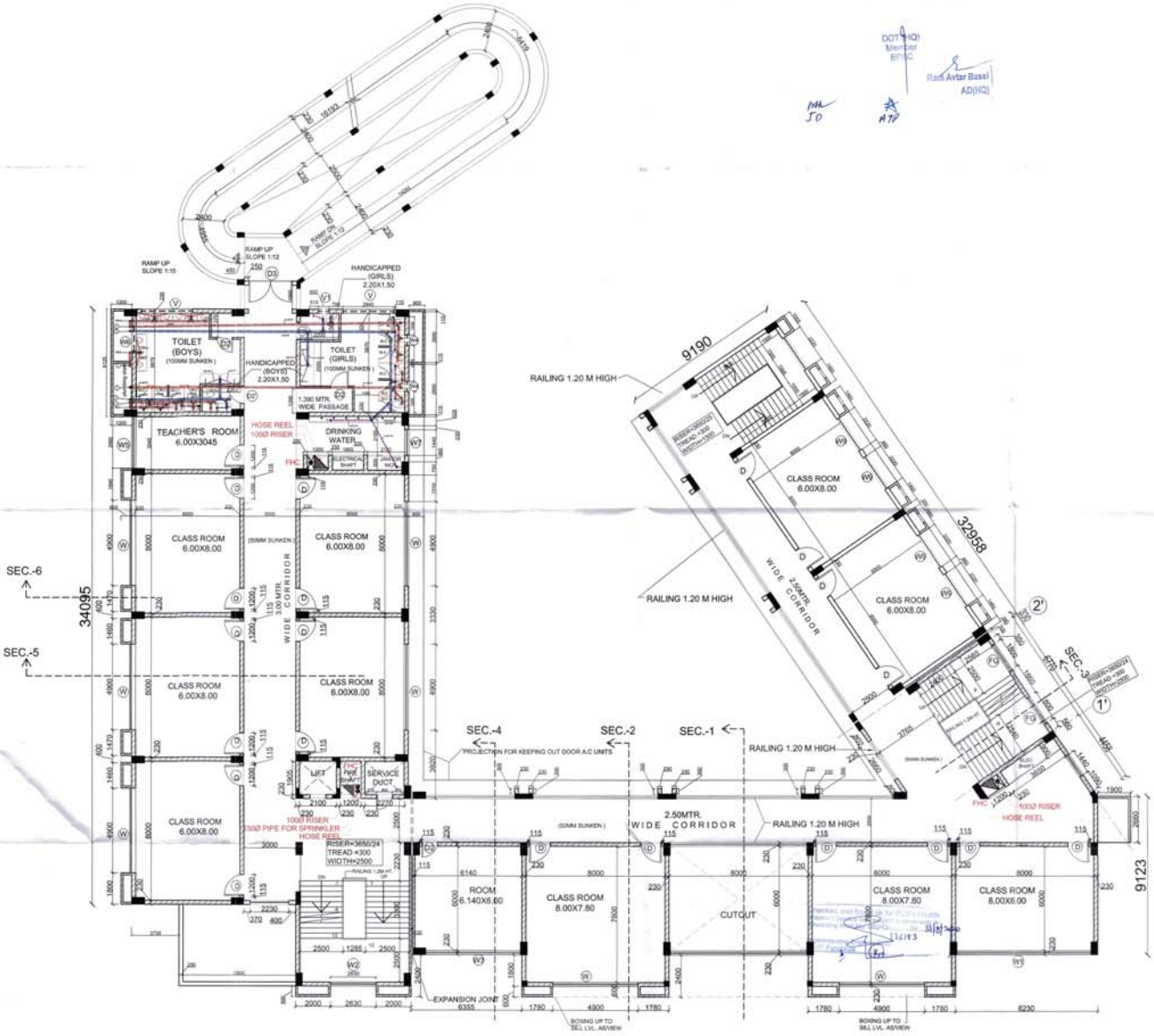


## JOINERY SCHEDULE

| NAME | SIZE | LINTEL LVL | CILL LVL |
|---|---|---|---|
| D | 1.20 X 2.44 MTR | 2.44 MTR | - |
| D2 | 0.91 X 2.44 MTR | 2.44 MTR | - |
| D3 | 2.50 X 2.44 MTR | 2.44 MTR | - |
| D4 | 0.69 X 2.44 MTR | 2.44 MTR | - |
| D5 | 1.82X 2.44 MTR | 2.44 MTR | - |
| W | 1.95 X 1.83 MTR | 2.74 MTR | 0.91 MTR |
| W1 | 1.20 X 1.83 MTR | 2.74 MTR | 0.91 MTR |
| W2 | 2.66 X 1.83 MTR | 2.74 MTR | 0.91 MTR |
| W4 | 0.60 X 1.83 MTR | 2.74 MTR | 0.91 MTR |
| W5 | 2.96 X 1.83MTR | 2.74 MTR | 0.91 MTR |
| W6 | 1.44 X 1.83 MTR | 2.74 MTR | 0.91 MTR |
| W7 | 3.03 X 1.83 MTR | 2.74 MTR | 0.91 MTR |
| W8 | 7.83 X 1.83 MTR | 2.74 MTR | 0.91 MTR |
| W9 | 2.22 X 1.83 MTR | 2.74 MTR | 0.91 MTR |
| V | 2.94 X 0.60 MTR | 2.74 MTR | 2.14 MTR |
| V1 | 0.60 X 0.60 MTR | 2.74 MTR | 2.14 MTR |
| V2 | 2.22 X 0.60 MTR | 2.74 MTR | 2.14 MTR |
| F.G | 1.87 X 1.83 MTR | 2.74 MTR | 2.14 MTR |
| F.G 1 | As/Elevation | | |

PROJECT TITLE

Approval of Additional Building Plan of Group Housing Colony area measuring 25.44 acres (Licence No. 78 of 2010 dated 15.10.2010) in Sector-69 & 70, Gurgaon Manesar Urban Complex being developed by Sh. Amit, Sumit and others in collaboration with M/s Tulip Infratech Pvt. Ltd.

DRAWING TITLE

SUBMISSION DRAWING

SCHOOL BUILDING
FIRST FLOOR LAYOUT

NORTH

OWNER's SIGNATURE

For TULIP INFRATECH PVT. LTD.

Authorised Signatory

ARCHITECT's SIGNATURE

APOORV SINGH
CA/2008/42704

ARCHITECTS

designcosmos

A-609, Second Floor
Sushant Lok Ph-1
Gurgaon
Ph- 0124 4203676

| | | |
|---|---|---|
| DATE | June 2020 | DWG. NO. |
| SCALE | NTS | S - 03D |
| DEALT | MA | |
| CHECKED | AS | |

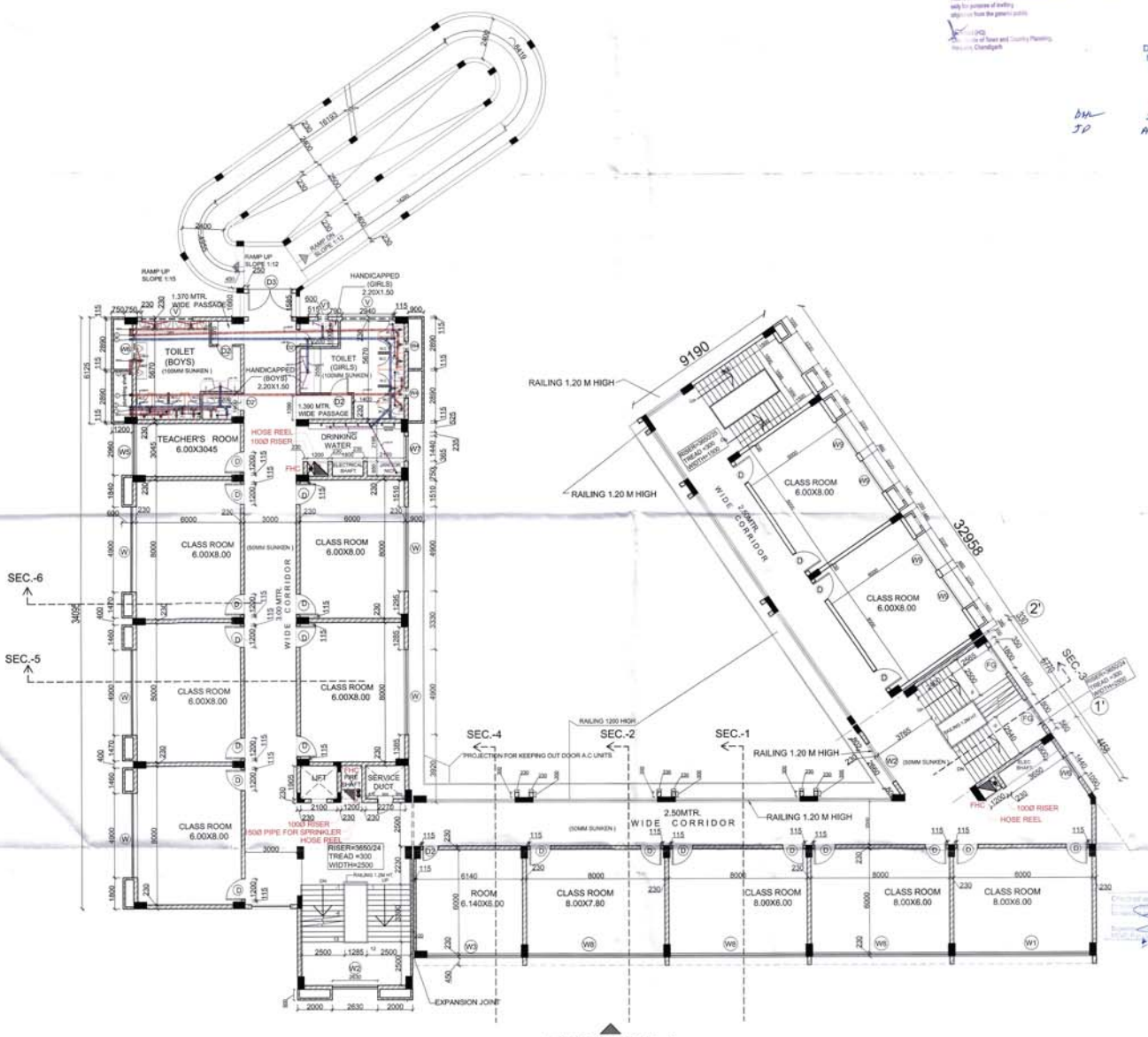


NOTE:

1. ALL DIMENSIONS ARE IN MM OR OTHERWISE SPECIFIED.
2. MINOR MODIFICATION SHALL BE DONE AT SITE TO AVOID FOULING WITH A/C DUCTING ,ELECT.FIXTURES ETC.
3. PIPES:-
   i) PIPES UPTO 150mmØ AS PER IS:1239(I) HEAVY AND PIPES 200mmØ AND ABOVE AS PER IS:3589,6mmTHICK.
   ii) FITTINGS:-
   ALL PIPE FITTINGS SHALL BE ERW IS:1239 (II) HEAVY (TO MATCH WITH PIPE THICKNESS) BUTT WELD FITTING OF SPK. SHALL BE DIRECTL ON SOCKET WELDED TO PIPE END SPRINKLER PIPE FITTING SHALL BE ELBOW HAVING ONE END SCREWED FOR SPRINKLER FIXING.
   iii) FLANGES:-
   M.S.FLATE FLANGES SUFF/SURF 150# ANSI: B-16.5

This is a" PROVISIONAL APPROVED BUILDING PLAN" only for purpose of inviting objection from the general public

Director, Town and Country Planning, Haryana, Chandigarh

ARCHITECT (HQ) — STP Member Secretary BPC — STP (HQ) Member BPC — CTP (HQ) Chairman BPC — DDT (HQ) Member BPAC — Ram Avtar Bansal AD(HQ)

NOTES:-
1. ALL DIMENSIONS ARE IN MM.
2. FIRE SHAFT COSISTING :-
FIRE HYDRANT SINGLE HEADED
FIRST AID HOSE REEL
HOSE BOX
RRL HOSE PIPE 15mtrs LONG

FE1 9LIT. WATER GAS STORED (PRESSURE TYPE)

FE2 4.5-5kg LIGHT WEIGHT SQUEEZE GRIP TYPE CO2 FIRE EXTINGUISHER

| | |
|---|---|
| A | 100Ø WET RISER DUM DOWN COMER PIPE |
| | FIRE HOSE CABINET (FHC) CUTOUT 600X300 MM |
| | MANUAL CALL POINT |
| | HIGHTER |

## JOINERY SCHEDULE

| NAME | SIZE | LINTEL LVL | CILL LVL |
|---|---|---|---|
| D | 1.20 X 2.44 MTR | 2.44 MTR | - |
| D2 | 0.91 X 2.44 MTR | 2.44 MTR | - |
| D3 | 2.50 X 2.44 MTR | 2.44 MTR | - |
| D4 | 0.69 X 2.44 MTR | 2.44 MTR | - |
| D5 | 1.82X 2.44 MTR | 2.44 MTR | - |
| W | 1.95 X 1.83 MTR | 2.74 MTR | 0.91 MTR |
| W1 | 1.20 X 1.83 MTR | 2.74 MTR | 0.91 MTR |
| W2 | 2.66 X 1.83 MTR | 2.74 MTR | 0.91 MTR |
| W4 | 0.60 X 1.83 MTR | 2.74 MTR | 0.91 MTR |
| W5 | 2.96 X 1.83MTR | 2.74 MTR | 0.91 MTR |
| W6 | 1.44 X 1.83 MTR | 2.74 MTR | 0.91 MTR |
| W7 | 3.03 X 1.83 MTR | 2.74 MTR | 0.91 MTR |
| W8 | 7.83 X 1.83 MTR | 2.74 MTR | 0.91 MTR |
| W9 | 2.22 X 1.83 MTR | 2.74 MTR | 0.91 MTR |
| V | 2.94 X 0.60 MTR | 2.74 MTR | 2.14 MTR |
| V1 | 0.60 X 0.60 MTR | 2.74 MTR | 2.14 MTR |
| V2 | 2.22 X 0.60 MTR | 2.74 MTR | 2.14 MTR |
| F.G | 1.87 X 1.83 MTR | 2.74 MTR | 2.14 MTR |
| F.G 1 | As/Elevation | | |

PROJECT TITLE

Approval of Additional Building Plan of Group Housing Colony area measuring 25.44 acres (Licence No. 78 of 2010 dated 15.10.2010) in Sector-69 & 70, Gurgaon Manesar Urban Complex being developed by Sh. Amit, Sumit and others in collaboration with M/s Tulip Infratech Pvt. Ltd.

DRAWING TITLE

SUBMISSION DRAWING

SCHOOL BUILDING
SECOND FLOOR LAYOUT

NORTH

OWNER's SIGNATURE

For TULIP INFRATECH PVT. LTD.

Authorised Signatory

ARCHITECT's SIGNATURE

APOORV SINGH
CA/2009/42704

ARCHITECTS

designcosmos
A-609, Second Floor
Sushant Lok Ph-1
Gurgaon
Ph- 0124 4303676

| | | |
|---|---|---|
| DATE | June 2020 | DWG. NO. |
| SCALE | NTS | S - 03E |
| DEALT | MA | |
| CHECKED | AS | |

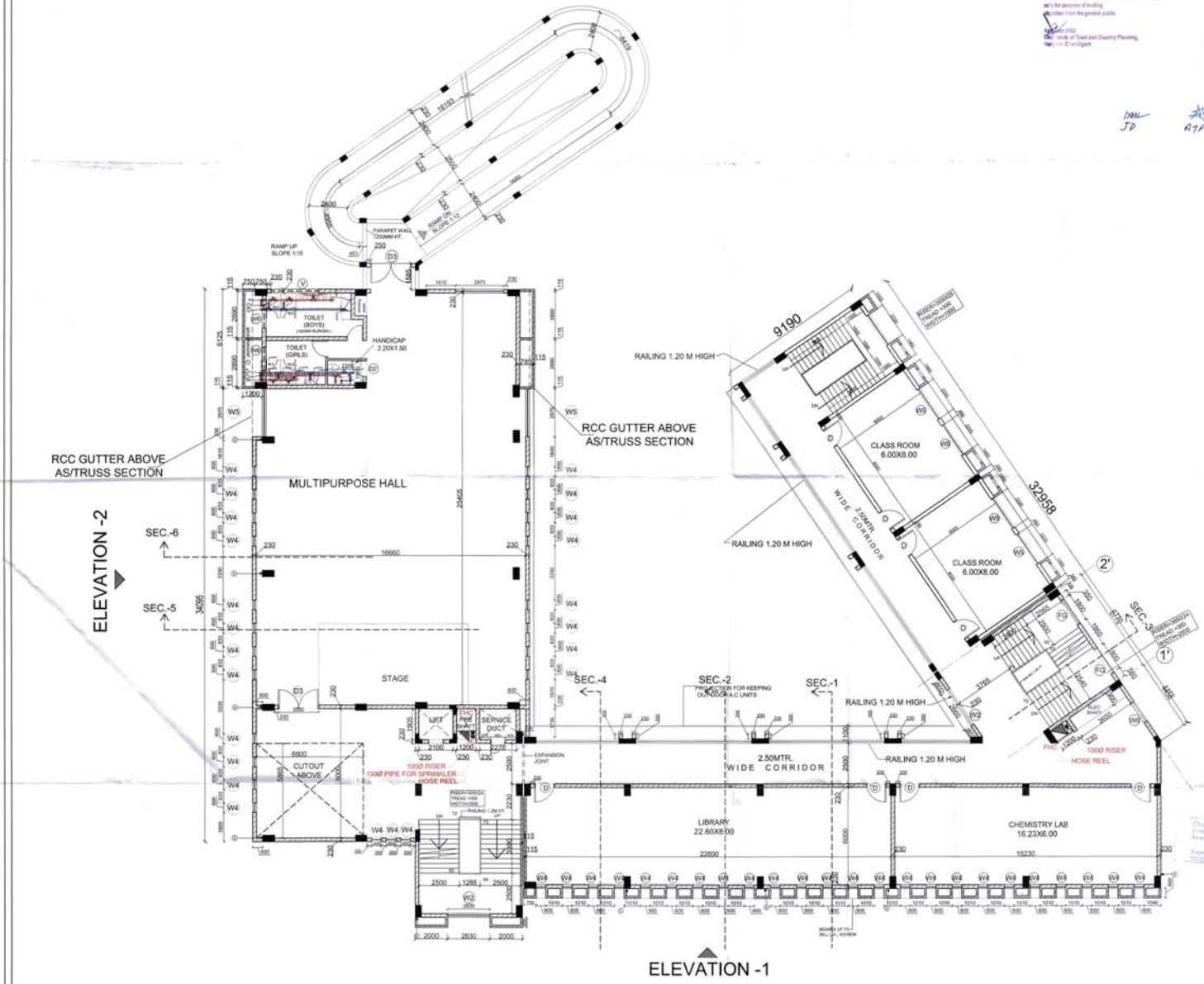


NOTE:

1. ALL DIMENSIONS ARE IN MM OR OTHERWISE SPECIFIED.
2. MINOR MODIFICATION SHALL BE DONE AT SITE TO AVOID FOULING WITH A/C DUCTING ,ELECT.FIXTURES ETC.
3. PIPES:-
   i) PIPES UPTO 150mmØ AS PER IS:1239(I) HEAVY AND PIPES 200mmØ AND ABOVE AS PER IS:3589.6mmTHICK.
   ii) FITTINGS:-
   ALL PIPE FITTINGS SHALL BE ERW IS:1239 (I) HEAVY (TO MATCH WITH PIPE THICKNESS) BUTT WELD FITTING OF SPK. SHALL BE DIRECTL ON SOCKET WELDED TO PIPE END SPRINKLER PIPE FITTING SHALL BE ELBOW HAVING ONE END SCREWED FOR SPRINKLER FIXING.
   iii) FLANGES:-
   M.S.FLATE FLANGES SUFF/SURF 150# ANSI: B-16.5

NOTES:-
1. ALL DIMENSIONS ARE IN MM.
2. FIRE SHAFT COSISTING :-
   FIRE HYDRANT SINGLE HEADED
   FIRST AID HOSE REEL
   HOSE BOX
   RRL HOSE PIPE 15mtre LONG

FE1 (O) 9KT. WATER GAS STORED (PRESSURE TYPE)

FE2 D 4.5-5kg LIGHT WEIGHT SQUEEZE GRIP TYPE CO2 FIRE EXTINGUISHER

| | |
|---|---|
| A | 100# WET RISER CUM DOWN COMER PIPE |
| | FIRE HOSE CABINET (FHC) CUTOUT 600X300 MM |
| | MANUAL CALL POINT |
| | HOOTER |

## JOINERY SCHEDULE

| NAME | SIZE | LINTEL LVL | CILL LVL |
|---|---|---|---|
| D | 1.20 X 2.44 MTR | 2.44 MTR | - |
| D2 | 0.91 X 2.44 MTR | 2.44 MTR | - |
| D3 | 2.50 X 2.44 MTR | 2.44 MTR | - |
| D4 | 0.69 X 2.44 MTR | 2.44 MTR | - |
| D5 | 1.82X 2.44 MTR | 2.44 MTR | - |
| W | 1.95 X 1.83 MTR | 2.74 MTR | 0.91 MTR |
| W1 | 1.20 X 1.83 MTR | 2.74 MTR | 0.91 MTR |
| W2 | 2.66 X 1.83 MTR | 2.74 MTR | 0.91 MTR |
| W4 | 0.60 X 1.83 MTR | 2.74 MTR | 0.91 MTR |
| W5 | 2.96 X 1.83MTR | 2.74 MTR | 0.91 MTR |
| W6 | 1.44 X 1.83 MTR | 2.74 MTR | 0.91 MTR |
| W7 | 3.03 X 1.83 MTR | 2.74 MTR | 0.91 MTR |
| W8 | 7.83 X 1.83 MTR | 2.74 MTR | 0.91 MTR |
| W9 | 2.22 X 1.83 MTR | 2.74 MTR | 0.91 MTR |
| V | 2.94 X 0.60 MTR | 2.74 MTR | 2.14 MTR |
| V1 | 0.60 X 0.60 MTR | 2.74 MTR | 2.14 MTR |
| V2 | 2.22 X 0.60 MTR | 2.74 MTR | 2.14 MTR |
| F.G | 1.87 X 1.83 MTR | 2.74 MTR | 2.14 MTR |
| F.G 1 | As/Elevation | | |

PROJECT TITLE

Approval of Additional Building Plan of Group Housing Colony area measuring 25.44 acres (Licence No. 78 of 2010 dated 15.10.2010) in Sector-69 & 70, Gurgaon Manesar Urban Complex being developed by Sh. Amit, Sumit and others in collaboration with M/s Tulip Infratech Pvt. Ltd.

DRAWING TITLE

SUBMISSION DRAWING

SCHOOL BUILDING
THIRD FLOOR LAYOUT

NORTH

OWNER's SIGNATURE

For TULIP INFRATECH PVT. LTD.
Authorised Signatory

ARCHITECT's SIGNATURE

APOORV SINGH
CA/2008/42704

ARCHITECTS

designcosmos
A-52/6, Second Floor
Sushant Lok Ph-1
Gurgaon
Ph- 0124 4303675

| | | |
|---|---|---|
| DATE | June 2020 | DWG. NO. |
| SCALE | NTS | S - 03F |
| DEALT | MA | |
| CHECKED | AS | |

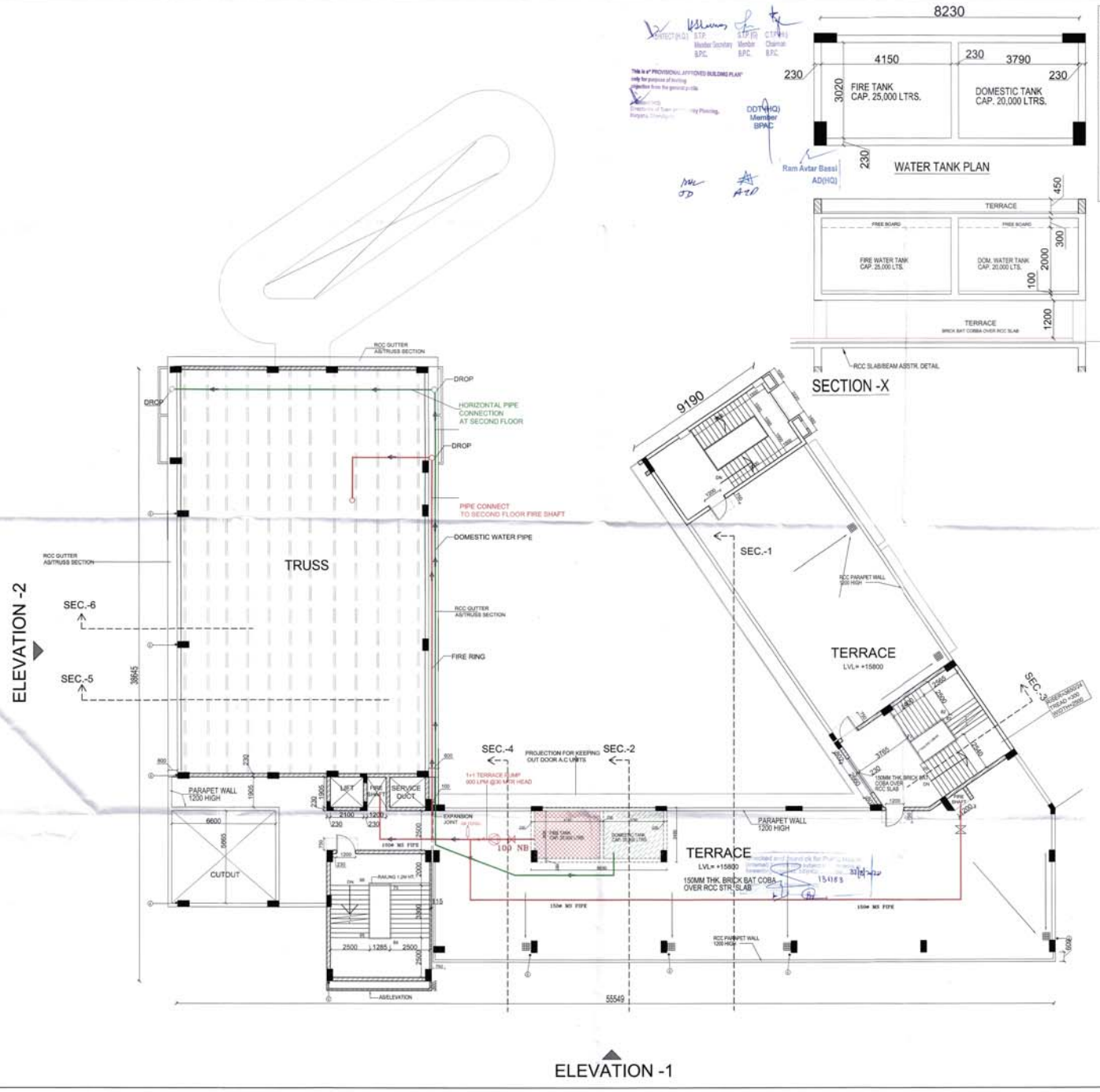





NOTE:

1. ALL DIMENSIONS ARE IN MM OR OTHERWISE SPECIFIED.
2. MINOR MODIFICATION SHALL BE DONE AT SITE TO AVOID FOULING WITH A/C DUCTING ,ELECT.FIXTURES ETC.
3. PIPES:-

i) PIPES UPTO 150mmØ AS PER IS:1239(I) HEAVY AND PIPES 200mmØ AND ABOVE AS PER IS:3589,6mmTHICK.

ii) FITTINGS:-
ALL PIPE FITTINGS SHALL BE ERW IS:1239 (II) HEAVY (TO MATCH WITH PIPE THICKNESS) BUTT WELD FITTING OF SPK. SHALL BE DIRECTL ON SOCKET WELDED TO PIPE END SPRINKLER PIPE FITTING SHALL BE ELBOW HAVING ONE END SCREWED FOR SPRINKLER FIXING.

iii) FLANGES:-
M.S.FLATE FLANGES SUFF/SURF 150# ANSI: B-16.5

NOTES:-
1. ALL DIMENSIONS ARE IN MM.
2. FIRE SHAFT COSISTING :-
FIRE HYDRANT SINGLE HEADED
FIRST AID HOSE REEL
HOSE BOX
RRL HOSE PIPE 15mtrs LONG

FE1 9LIT. WATER GAS STORED (PRESSURE TYPE)

FE2 4.5-5kg LIGHT WEIGHT SQUEEZE GRIP TYPE CO2 FIRE EXTINGUISHER

| | |
|---|---|
| A | 100# WET RISER CUM DOWN COMER PIPE |
| | FIRE HOSE CABINET (FHC) CUTOUT 600X300 MM |
| | MANUAL CALL POINT |
| | HOOTER |

PROJECT TITLE

Approval of Additional Building Plan of Group Housing Colony area measuring 25.44 acres (Licence No. 78 of 2010 dated 15.10.2010) in Sector-69 & 70, Gurgaon Manesar Urban Complex being developed by Sh. Amit, Sumit and others in collaboration with M/s Tulip Infratech Pvt. Ltd.

DRAWING TITLE

SUBMISSION DRAWING

SCHOOL BUILDING
TERRACE FLOOR
LAYOUT

NORTH

OWNER's SIGNATURE

For TULIP INFRATECH PVT. LTD.

Authorised Signatory

ARCHITECT's SIGNATURE

APOORV SINGH
CA/2008/42704

ARCHITECTS

designcosmos

A-609, Second Floor,
Sushant Lok Ph-I
Gurgaon
Ph: 0124 4203676

| | | |
|---|---|---|
| DATE | June 2020 | DWG. NO. |
| SCALE | NTS | S - 03G |
| DEALT | MA | |
| CHECKED | AS | |

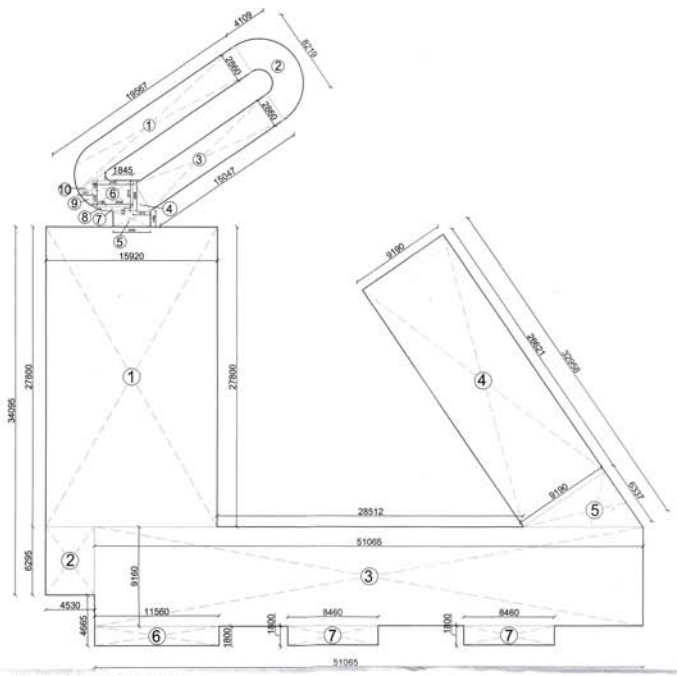

GROUND FLOOR AREA DETAIL

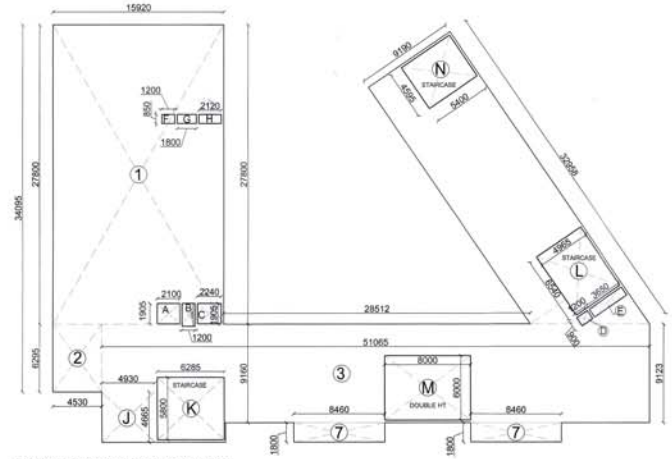

FIRST & SECOND FLOOR AREA DETAIL

| RAMP AREA DETAIL | | | | | |
|---|---|---|---|---|---|
| 1 | 19.567 | X | 2.860 | 55.962 | SQM. |
| 2 | 4.109 | X | 8.219 | 33.772 | SQM. |
| 3 | 15.047 | X | 2.860 | 43.034 | SQM. |
| 4 | 1.615 | X | 2.826 /2 | 2.282 | SQM. |
| 5 | 3.460 | X | 1.466 | 5.072 | SQM. |
| 6 | 3.743 | X | 2.414 | 9.036 | SQM. |
| 7 | 2.545 | X | 0.412 | 1.049 | SQM. |
| 8 | 1.198 | X | .412 /2 | 0.247 | SQM. |
| 9 | 1.371 | X | 1.475 /2 | 1.011 | SQM. |
| 10 | 1.371 | X | .939 /2 | 0.644 | SQM. |
| | | | TOTAL | 152.108 | SQM. |

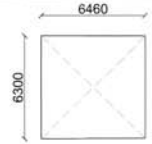

WATER TANK AREA =
6.460X6.300=40.698 SQM.

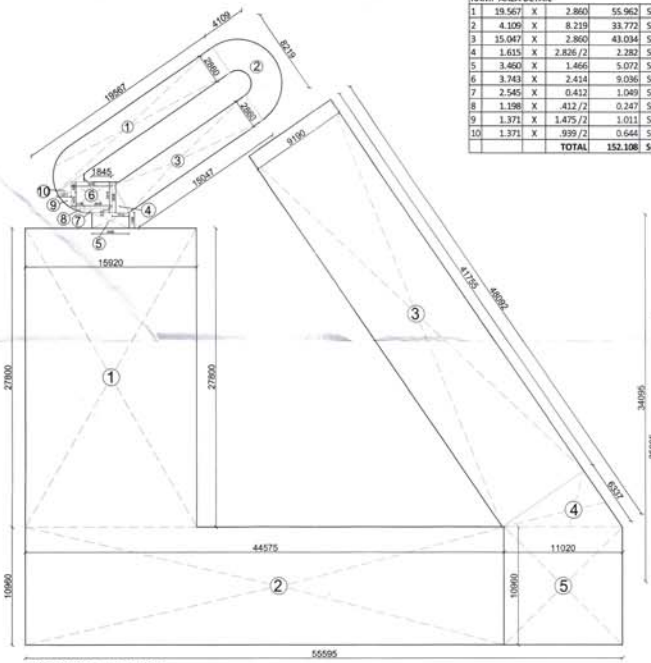

BASEMENT AREA DETAIL

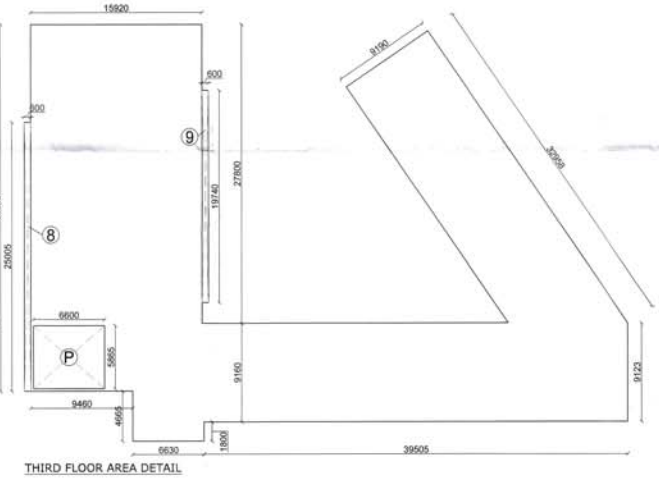

THIRD FLOOR AREA DETAIL

| AREA DETAIL | | | | | |
|---|---|---|---|---|---|
| PROPOSED GROUND COVERAGE= | | | | | |
| 1 | 15.920 | X | 27.800 | 442.576 | SQM. |
| 2 | 4.530 | X | 6.295 | 28.516 | SQM. |
| 3 | 51.065 | X | 9.160 | 467.755 | SQM. |
| 4 | 9.190 | X | 26.621 | 244.647 | SQM. |
| 5 | 9.190 | X | 6.337 /2 | 29.119 | SQM. |
| 6 | 11.560 | X | 1.800 | 20.808 | SQM. |
| 7 | 8.460 | X 2 | 1.800 | 30.456 | SQM. |
| | | | TOTAL | 1263.877 | SQM. |
| ADD RAMP AREA | | | | 152.108 | SQM. |
| NET GROUND COVERAGE | | | | 1415.985 | SQM. |
| | | | | | |
| F.A.R AT GROUND FLOOR = | | | | | |
| GROUND COVERAGE - RAMP AREA | | | | | |
| | | | | 1263.877 | SQM. |
| COVD. AREA AT FIRST FLOOR = | | | | | |
| GROUND FLOOR AREA -( LESS AREA ) | | | | | |
| LESS AREA | | | | | |
| A | 2.100 | X | 1.905 | 4.001 | SQM. |
| B | 1.200 | X | 2.135 | 2.562 | SQM. |
| C | 2.240 | X | 1.905 | 4.267 | SQM. |
| D | 1.200 | X | 0.900 | 1.080 | SQM. |
| E | 3.650 | X | 0.900 | 3.285 | SQM. |
| F | 1.200 | X | 0.850 | 1.020 | SQM. |
| G | 1.800 | X | 0.850 | 1.530 | SQM. |
| H | 2.120 | X | 0.850 | 1.802 | SQM. |
| J | 4.930 | X | 4.665 | 22.998 | SQM. |
| K | 6.285 | X | 5.800 | 36.453 | SQM. |
| L | 4.965 | X | 6.540 | 32.471 | SQM. |
| M | 8.000 | X | 6.000 | 48.000 | SQM. |
| N | 5.400 | X | 4.595 | 24.813 | SQM. |
| | | | TOTAL | 184.282 | SQM. |
| NET COVD. AREA AT FIRST FLOOR = | | | | | |
| | 1263.88 | - | 184.28 | 1079.595 | SQM. |
| | | | | | |
| COVD. AREA AT SECOND FLOOR = | | | | | |
| FIRST FLOOR AREA +( ADD AREA )- ( LESS AREA ) | | | | | |
| ADD AREA = | | | | | |
| M | 8.000 | X | 6.000 | 48.000 | SQM. |
| LESS AREA | | | | | |
| 7 | 8.460 | X 2 | 1.800 | 30.456 | SQM. |
| NET COVD. AREA AT SECOND FLOOR = | | | | | |
| | | | | 1097.139 | SQM. |
| | | | | | |
| COVD. AREA AT THIRD FLOOR = | | | | | |
| SECOND FLOOR AREA + ( ADD AREA ) - ( LESS AREA ) | | | | | |
| ADD AREA = | | | | | |
| 8 | 0.600 | X | 25.005 | 15.003 | SQM. |
| 9 | 0.600 | X | 19.740 | 11.844 | SQM. |
| | | | TOTAL | 26.847 | SQM. |
| LESS AREA | | | | | |
| P | 6.600 | X | 5.865 | 38.709 | SQM. |
| NET COVD. AREA AT THIRD FLOOR = | | | | | |
| | | | | 1085.277 | SQM. |
| | | | | | |
| BASEMENT AREA DETAIL | | | | | |
| BASEMENT AREA (F.A.R ) | | | | | |
| 1 | 15.920 | X | 27.800 | 442.576 | SQM. |
| 2 | 44.575 | X | 10.960 | 488.542 | SQM. |
| | | | TOTAL | 931.118 | SQM. |
| BASEMENT ( NON F.A.R ) | | | | | |
| 3 | 9.190 | X | 41.755 | 383.728 | SQM. |
| 4 | 9.190 | X | 6.337/2 | 29.119 | SQM. |
| 5 | 11.020 | X | 10.960 | 120.779 | SQM. |
| | | | TOTAL | 533.626 | SQM. |
| RAMP AREA | | | | 152.108 | SQM. |
| TOTAL NON F.A.R AREA | | | | 685.734 | SQM. |

Site is a" PROVISIONAL APPROVED BUILDING PLAN" for purpose of inviting objection from the general public

Approved HQ
Director of Town and Country Planning, Haryana, Chandigarh

DOT (HQ)
Member
BPAC

Ram Avtar Dasal
AE(HQ)

JD

ATP

PROJECT TITLE

Approval of Additional Building Plan of Group Housing Colony area measuring 25.44 acres (Licence No. 78 of 2010 dated 15.10.2010) in Sector-69 & 70, Gurgaon Manesar Urban Complex being developed by Sh. Amit, Sumit and others in collaboration with M/s Tulip Infratech Pvt. Ltd.

DRAWING TITLE

SUBMISSION DRAWING

SCHOOL BUILDING
AREA DETAIL

NORTH

OWNER's SIGNATURE

For TULIP INFRATECH PVT. LTD.

Authorised Signatory

ARCHITECT's SIGNATURE

APOORV SINGH
CA/2008/42704

ARCHITECTS

designcosmos

A-609, Second Floor,
Sushant Lok Ph-I
Gurgaon
Ph- 0124-4203676

| | | |
|---|---|---|
| DATE | June 2020 | DWG. NO. |
| SCALE | NTS | S - 03H |
| DEALT | MA | |
| CHECKED | AS | |

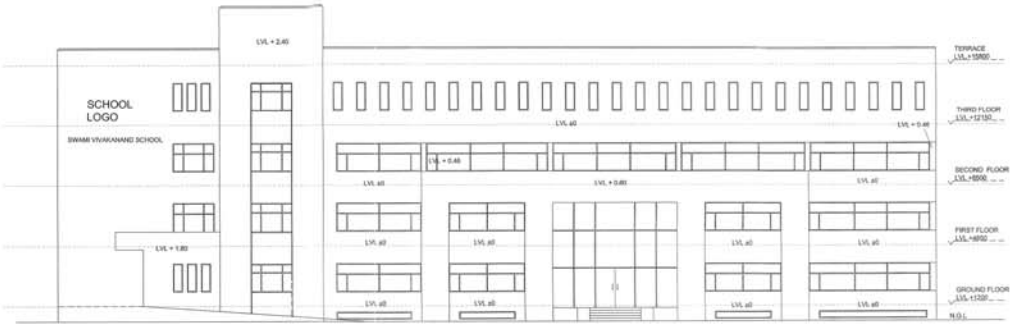


ELEVATION -1

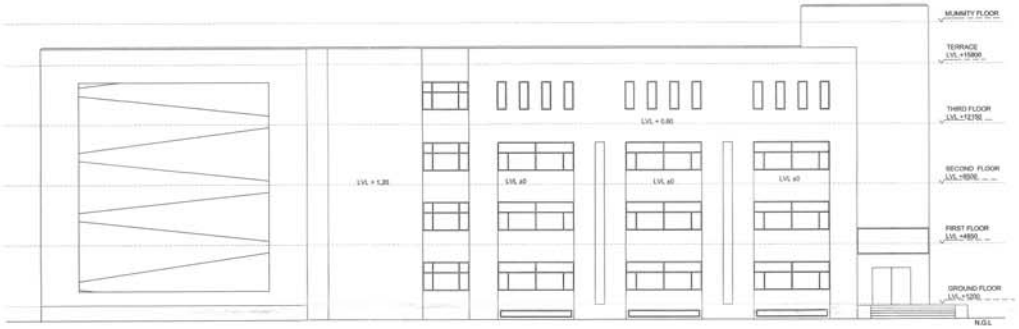


ELEVATION -2

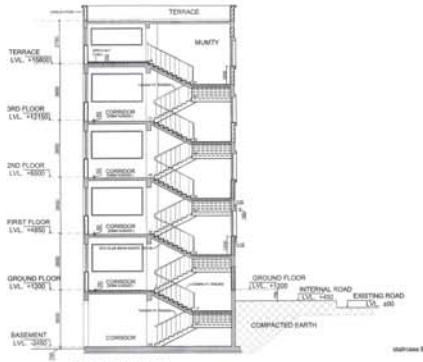


SECTION -3

SECTION -4

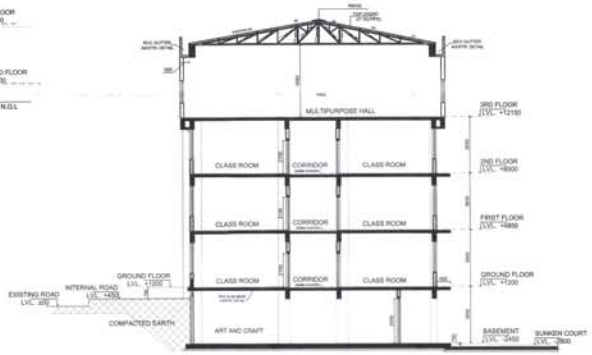


SECTION -5

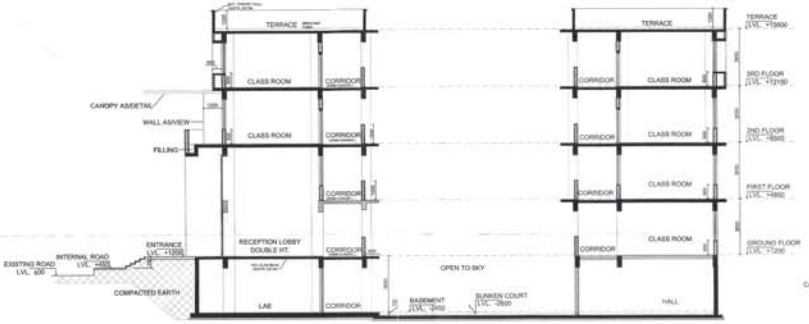


SECTION -1

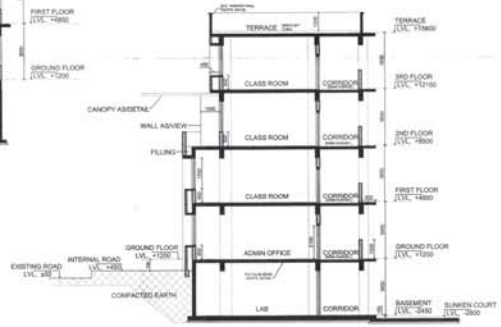


SECTION -2

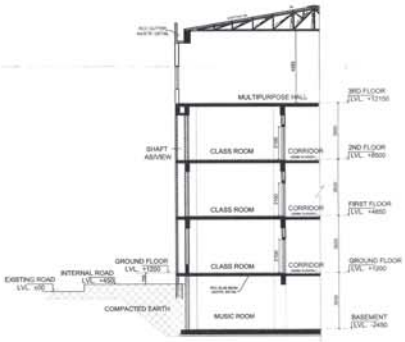


SECTION -6

| | |
|---|---|
| PROJECT TITLE | Approval of Additional Building Plan of Group Housing Colony area measuring 25.44 acres (Licence No. 78 of 2010 dated 15.10.2010) in Sector-69 & 70, Gurgaon Manesar Urban Complex being developed by Sh. Amit, Sumit and others in collaboration with M/s Tulip Infratech Pvt. Ltd. |
| DRAWING TITLE | SUBMISSION DRAWING<br>SCHOOL BUILDING<br>ELEVATIONS & SECTIONS |
| NORTH | |
| OWNER's SIGNATURE | For TULIP INFRATECH PVT. LTD.<br>Authorised Signatory |
| ARCHITECT's SIGNATURE | APOORV SINGH<br>CA/2008/42704 |
| ARCHITECTS | designcosmos<br>A-605, Second Floor, Suncity Ltd. Pvt.<br>Gurgaon<br>Ph. 0124 4303676 |
| DATE | June 2020 |
| SCALE | NTS |
| DEALT | MA |
| CHECKED | AS |
| DWG. NO. | S - 03I |

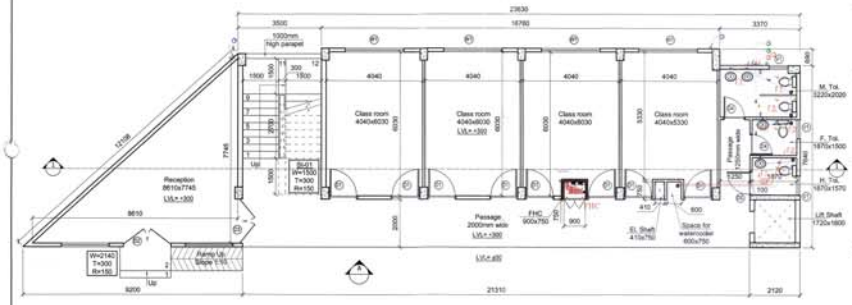

1 Ground Floor Plan
SCALE - 1:100

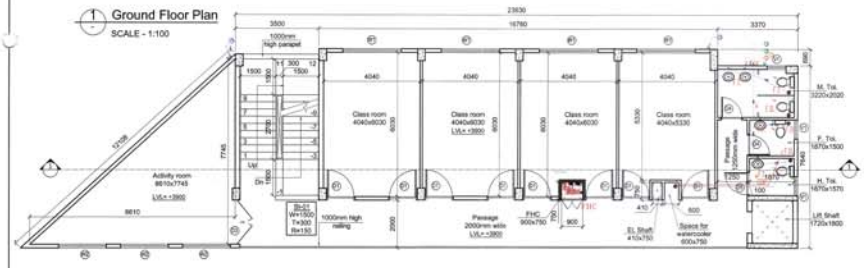

2 First Floor Plan
SCALE - 1:100

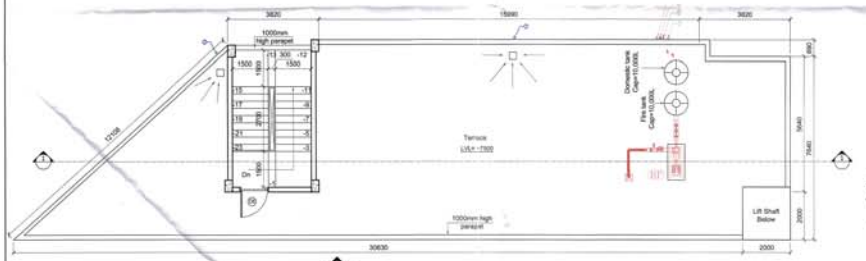

3 Terrace Plan
SCALE - 1:100

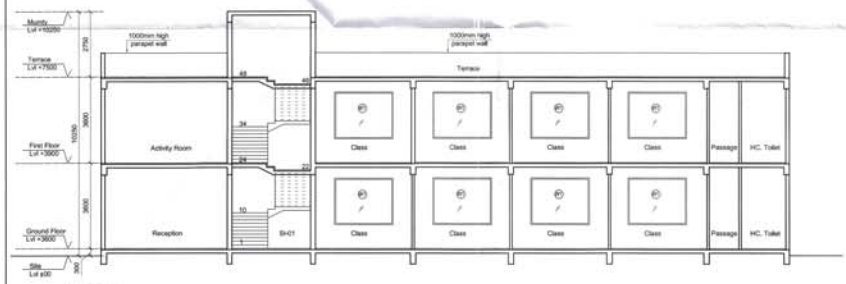

4 Section
SCALE - 1:100

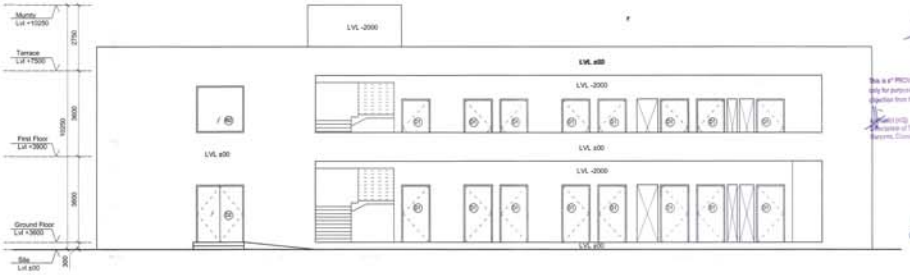

5 Elevation
SCALE - 1:100

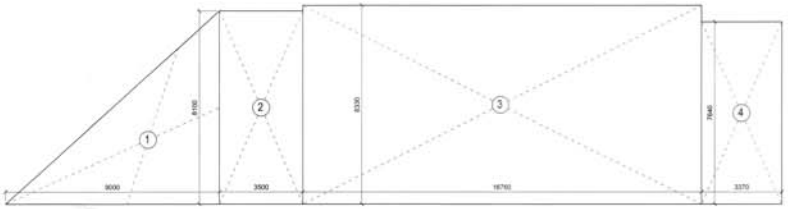

6 Ground Floor Plan-Area Detail
SCALE - 1:100

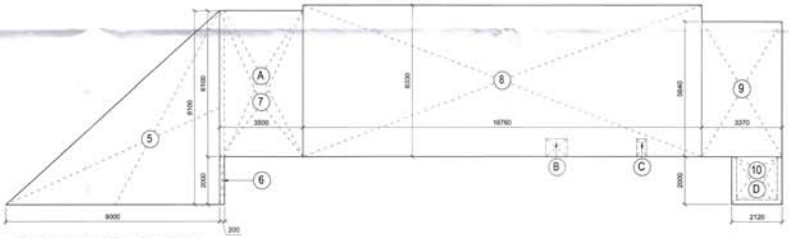

7 First Floor Plan-Area Detail
SCALE - 1:100

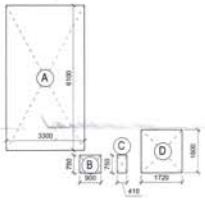

8 Less Area Detail
SCALE - 1:100

9 Mumty Area Detail
SCALE - 1:100

| NURSERY SCHOOL AREA DETAIL | | | | |
|---|---|---|---|---|
| GROUND FLOOR AREA DETAIL | | | | |
| NAME | WIDTH (MM) | HEIGHT (MM) | NO. OF UNITS | AREA (SQ M) |
| 1 | 9000 | 8100 | 1 | 36.450 |
| 2 | 3500 | 8100 | 1 | 28.350 |
| 3 | 16760 | 8330 | 1 | 139.611 |
| 4 | 3370 | 7640 | 1 | 25.747 |
| | | | TOTAL | 230.158 |
| GROUND COVERAGE AT GROUND FLOOR | | | | 230.158 |
| FIRST FLOOR AREA DETAIL | | | | |
| NAME | WIDTH (MM) | HEIGHT (MM) | NO. OF UNITS | AREA (SQ M) |
| 5 | 9000 | 8100 | 1 | 36.450 |
| 6 | 200 | 2000 | 1 | 0.400 |
| 7 | 3500 | 8100 | 1 | 21.350 |
| 8 | 16760 | 6330 | 1 | 106.091 |
| 9 | 3370 | 5640 | 1 | 19.007 |
| 10 | 2120 | 2000 | 1 | 4.240 |
| | | | TOTAL | 187.538 |
| LESS AREA 1 DETAIL (SHAFTS & STAIRCASE) | | | | |
| NAME | WIDTH (M) | HEIGHT (M) | NO. OF UNITS | AREA (SQ M) |
| A | 3300 | 6100 | 1 | 20.130 |
| B | 900 | 650 | 1 | 0.585 |
| C | 410 | 750 | 1 | 0.308 |
| D | 1720 | 1800 | 1 | 3.096 |
| | | | TOTAL | 24.119 |
| FAR AREA ON GROUND FLOOR | | | | |
| GROUND FLOOR AREA | | | = | 230.158 |
| FAR AREA ON FIRST FLOOR | | | | |
| FIRST FLOOR AREA-LESS AREA 1 | | | = | 163.419 |

| MUMTY AREA DETAIL | | | | |
|---|---|---|---|---|
| NAME | WIDTH (M) | HEIGHT (M) | NO. OF UNITS | AREA (SQ M) |
| T1 | 3820 | 270 | 1 | 1.031 |
| T2 | 3700 | 5330 | 1 | 19.721 |
| T3 | 3940 | 500 | 1 | 1.970 |
| | | | TOTAL | 22.722 |

| AREA CHART - NURSERY SCHOOL | | | |
|---|---|---|---|
| FAR DETAIL | FLOOR AREA (SQ M) | NO. OF FLOORS | TOTAL AREA (SQ M) |
| GROUND FLOOR | 230.1576 | 1 | 230.158 |
| FIRST FLOOR | 163.4191 | 1 | 163.419 |
| PERMISSIBLE FAR AREA | | | 809.360 |
| NET FAR AREA | | 48.63% | 393.677 |
| TOTAL GROUND COVERAGE | | 28.44% | 230.158 |

| Water Requirement |
|---|
| Net FAR Area = 577.989 |
| Total Population = Net FAR Area / 4 = 145 ppl |
| Water Required = 145X45 = 6,525 LTS. |
| OHT provided = 10,000 LTS. |

| DOOR WINDOW SCHEDULE | | | | | |
|---|---|---|---|---|---|
| S.No. | Type | Width (mm) | C/# | Lintel (mm) | Height (mm) |
| 1. | D1 | 1200 | ±00 | 2400 | 2400 |
| 2. | D2 | 2000 | ±00 | 2400 | 2400 |
| 3. | D3 | 1800 | ±00 | 2400 | 2400 |
| 4. | D4 | 900 | ±00 | 2100 | 2100 |
| 5. | D5 | 900 | ±00 | 2100 | 2100 |
| 6. | D6 | 1200 | ±00 | 2100 | 2100 |
| 7. | W1 | 2480 | +1000 | 2950 | 1950 |
| 8. | W2 | 2000 | +1000 | 2950 | 1950 |
| 9. | V1 | 800 | +1800 | 2400 | 600 |

PROJECT TITLE

Approval of Revised Building Plan of Group Housing Colony area measuring 25.44 acres (Licence No. 78 of 2010 dated 15.10.2010) in Sector-69 & 70, Gurgaon Manesar Urban Complex being developed by Sh. Amit, Sumit and others in collaboration with M/s Tulip Infratech Pvt. Ltd.

OWNER's SIGNATURE

For TULIP INFRATECH PVT. LTD.
Authorised Signatory

ARCHITECT's SIGNATURE

APOORV SINGH
CA/2008/42704

STUCTURE CONSULTANTS

OPTIMUM DESIGN Pvt. Ltd.
B-24, SECTOR-41, NOIDA-201301
Phone: 0120-4608888,8700433301
Email:- info@optimumdesign.in
Website :- www.optimumdesign.in

MEP CONSULTANTS

V Consulting
B-50 Soami Nagar,
New Delhi - 110056
Tel:- 011-49848197,49849205

DRAWING TITLE

NURSERY SCHOOL 1
LAYOUTS, ELEVATIONS, SECTIONS & AREA DETAILS

ARCHITECTS

designcosmos
Architects & Interior Design Consultants
Second Floor,A-8/09 Sushant Lok-I,Gurgaon.
Email : designcosmos@gmail.com.
Contact : 0124-4203676

NORTH

| | | |
|---|---|---|
| DATE | July 2020 | DWG. NO. |
| SCALE | NTS | S-04 |
| DEALT | SG | |
| CHECKED | MA | |

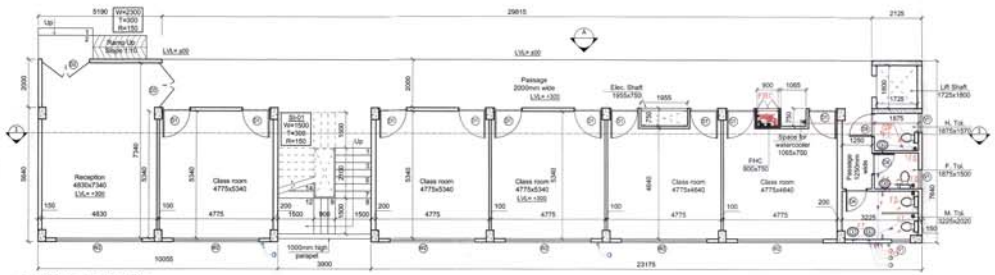

1 Ground Floor Plan
SCALE - 1:100

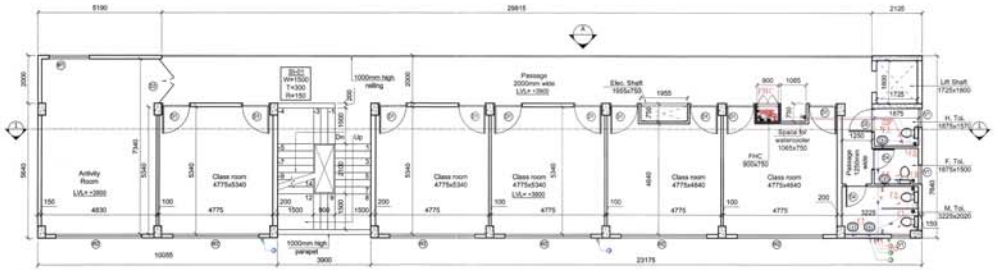

2 First Floor Plan
SCALE - 1:100

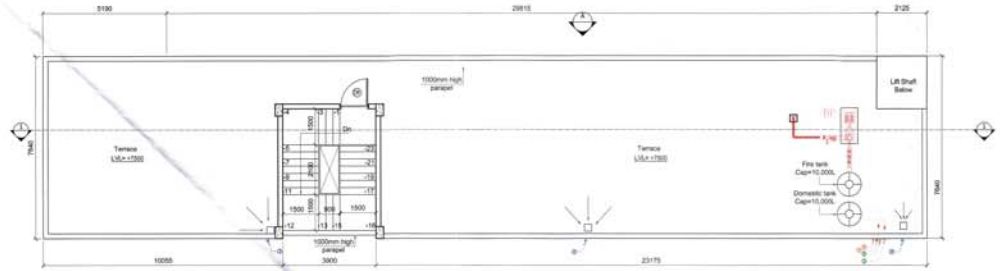

3 Terrace Plan
SCALE - 1:100

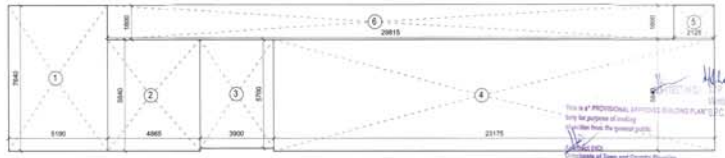

2 Ground Floor Plan-Area Detail
SCALE - 1:125

3 First Floor Plan-Area Detail
SCALE - 1:125

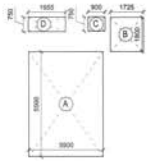

4 Less Area Detail
SCALE - 1:125

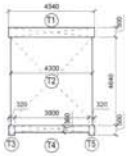

5 Mumty Area Detail
SCALE - 1:125

| NURSERY SCHOOL AREA DETAIL | | | | |
|---|---|---|---|---|
| GROUND FLOOR AREA DETAIL | | | | |
| NAME | WIDTH (MM) | HEIGHT (MM) | NO. OF UNITS | AREA (SQ M) |
| 1 | 5190 | 7640 | 1 | 39.652 |
| 2 | 4865 | 5840 | 1 | 28.412 |
| 3 | 3900 | 5700 | 1 | 22.230 |
| 4 | 23175 | 5840 | 1 | 135.342 |
| 5 | 2125 | 1800 | 1 | 3.825 |
| | | | TOTAL | 229.460 |
| PROJECTION AREA DETAIL | | | | |
| NAME | WIDTH (MM) | HEIGHT (MM) | NO. OF UNITS | AREA (SQ M) |
| 6 | 29815 | 1800 | 1 | 53.667 |
| GROUND COVERAGE AT GROUND FLOOR | | | | |
| = | GROUND FLOOR AREA + PROJECTION AREA | | | 283.127 |
| FIRST FLOOR AREA DETAIL | | | | |
| NAME | WIDTH (MM) | HEIGHT (MM) | NO. OF UNITS | AREA (SQ M) |
| 7 | 5190 | 7640 | 1 | 39.652 |
| 8 | 4865 | 5640 | 1 | 27.439 |
| 9 | 3900 | 5500 | 1 | 21.450 |
| 10 | 23175 | 5640 | 1 | 130.707 |
| 11 | 2125 | 2000 | 1 | 4.250 |
| | | | TOTAL | 223.497 |
| LESS AREA 1 DETAIL (SHAFTS & STAIRCASE) | | | | |
| NAME | WIDTH (M) | HEIGHT (M) | NO. OF UNITS | AREA (SQ M) |
| A | 3900 | 5500 | 1 | 21.450 |
| B | 1725 | 1800 | 1 | 3.105 |
| C | 900 | 750 | 1 | 0.675 |
| D | 1955 | 750 | 1 | 1.466 |
| | | | TOTAL | 26.696 |
| FAR AREA ON GROUND FLOOR | | | | |
| GROUND FLOOR AREA | | | = | 229.460 |
| FAR AREA ON FIRST FLOOR | | | | |
| FIRST FLOOR AREA-LESS AREA 1 | | | = | 196.801 |

| MUMTY AREA DETAIL | | | | |
|---|---|---|---|---|
| NAME | WIDTH (M) | HEIGHT (M) | NO. OF UNITS | AREA (SQ M) |
| T1 | 4540 | 500 | 1 | 2.270 |
| T2 | 4300 | 4540 | 1 | 19.952 |
| T3 | 320 | 500 | 1 | 0.160 |
| T4 | 3900 | 360 | 1 | 1.404 |
| T5 | 320 | 500 | 1 | 0.160 |
| | | | TOTAL | 23.946 |

| AREA CHART - NURSERY SCHOOL | | | |
|---|---|---|---|
| FAR DETAIL | FLOOR AREA (SQ M) | NO. OF FLOORS | TOTAL AREA (SQ M) |
| GROUND FLOOR | 229.4602 | 1 | 229.460 |
| FIRST FLOOR | 196.8010 | 1 | 196.801 |
| PERMISSIBLE FAR AREA | | | 809.380 |
| NET FAR AREA | | 52.67% | 426.261 |
| TOTAL GROUND COVERAGE | | 34.98% | 283.127 |

| DOOR WINDOW SCHEDULE | | | | | | |
|---|---|---|---|---|---|---|
| S.No. | Type | Width (mm) | Cill (mm) | Lintel (mm) | Height (mm) | |
| 1. | D1 | 1200 | ±00 | 2400 | 2400 | |
| 2. | D2 | 2000 | ±00 | 2400 | 2400 | |
| 3. | D3 | 1650 | ±00 | 2400 | 2400 | |
| 4. | D4 | 900 | ±00 | 2100 | 2100 | |
| 5. | D5 | 900 | ±00 | 2100 | 2100 | |
| 6. | D6 | 1200 | ±00 | 2100 | 2100 | |
| 7. | W2 | 3600 | +1000 | 2950 | 1950 | |
| 8. | V1 | 600 | +1800 | 2400 | 600 | |

**Water Requirment**

Net FAR Area = 809.227
Total Population = Net FAR Area / 4 = 202 ppl
Water Required = 202X45 = 9,090 LTS.
OHT provided = 10,000 LTS.

PROJECT TITLE

Approval of Revised Building Plan of Group Housing Colony area measuring 25.44 acres (Licence No. 78 of 2010 dated 15.10.2010) in Sector-69 & 70, Gurgaon Manesar Urban Complex being developed by Sh. Amit, Sumit and others in collaboration with M/s Tulip Infratech Pvt. Ltd.

OWNER's SIGNATURE

For TULIP INFRATECH PVT. LTD.
Authorised Signatory

ARCHITECT's SIGNATURE

APOORV SINGH
CA/2008/42704

STUCTURE CONSULTANTS

OPTIMUS DESIGN Pvt. Ltd.
STRUCTURAL CONSULTANTS
Certified to ISO 9001:2008 Certified Co.
B-34, SECTOR-57, NOIDA-201301
Phone:-0120-4649868,8744333307
Email:- info@optimusdesign.in
Website:- www.optimusdesign.in

MEP CONSULTANTS
V Consulting
B-50 Soami Nagar,
New Delhi - 110056
Tel:- 011-49848197 / 49849205

DRAWING TITLE

NURSERY SCHOOL 2
LAYOUTS, ELEVATIONS,
SECTIONS & AREA DETAILS

ARCHITECTS

designcosmos
Architects & Interior Design Consultants
Second Floor,A-8/26 Sushant Lok-I Gurgaon.
Email : designcosmos@gmail.com,
Contact : 0124-4203578

NORTH

| | | |
|---|---|---|
| DATE | July 2020 | DWG. NO. |
| SCALE | NTS | S-05 |
| DEALT | SG | |
| CHECKED | MA | |

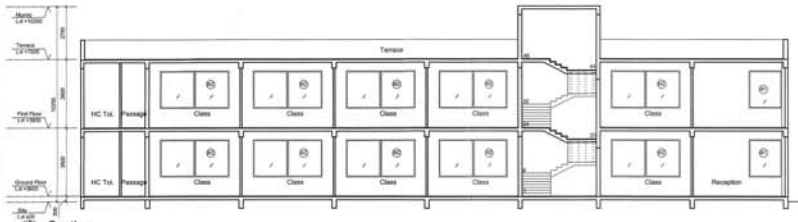

4 Section
SCALE - 1:125

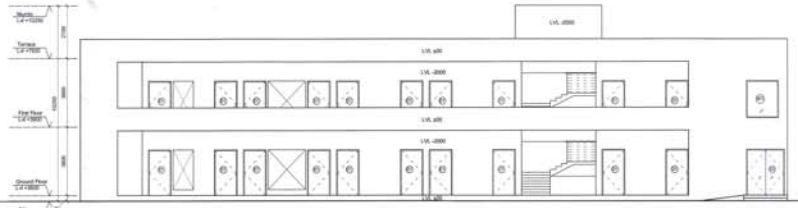

5 Elevation
SCALE - 1:125

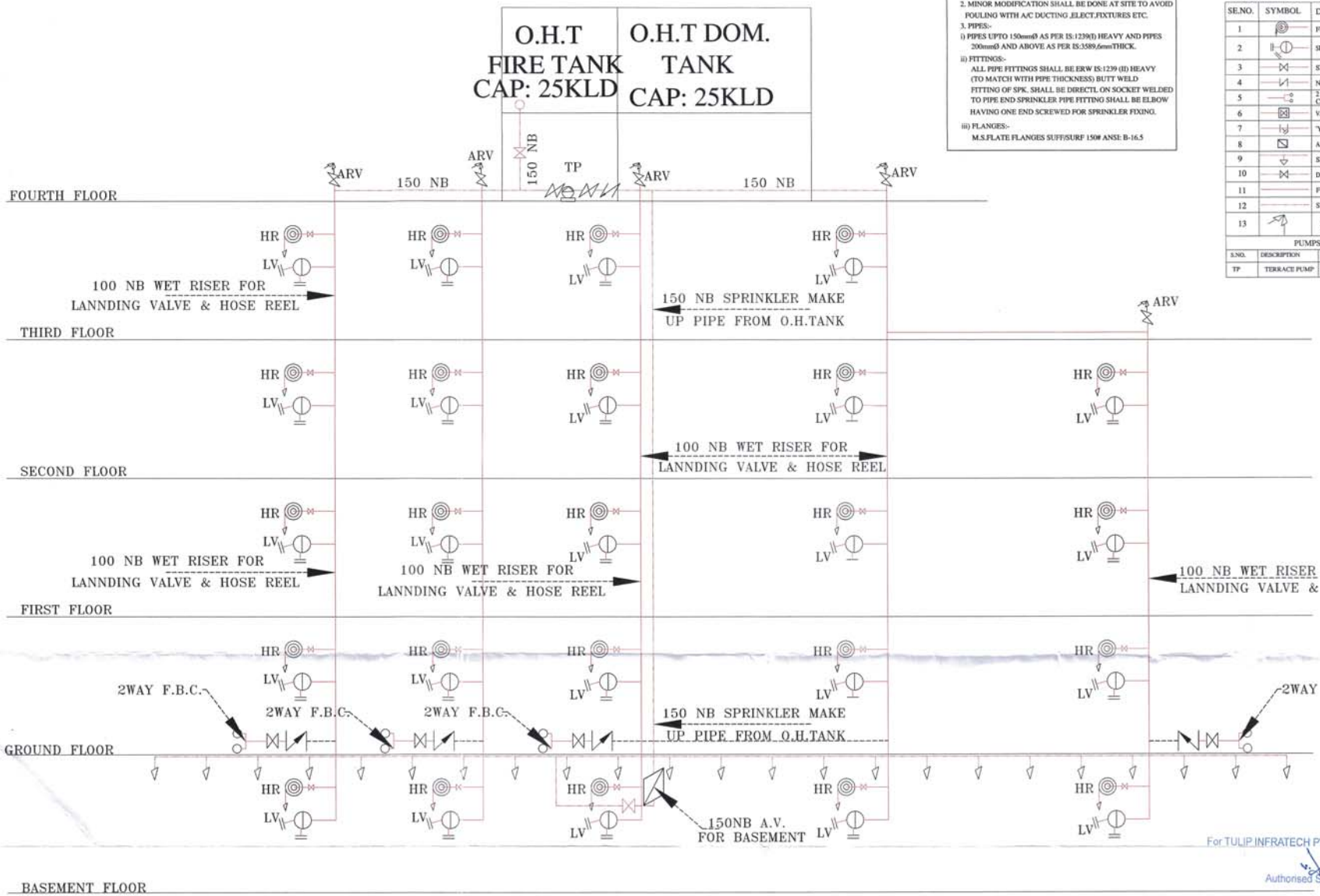


NOTE:

1. ALL DIMENSIONS ARE IN MM OR OTHERWISE SPECIFIED.
2. MINOR MODIFICATION SHALL BE DONE AT SITE TO AVOID FOULING WITH A/C DUCTING ,ELECT.FIXTURES ETC.
3. PIPES:-

i) PIPES UPTO 150mmØ AS PER IS:1239(I) HEAVY AND PIPES 200mmØ AND ABOVE AS PER IS:3589,6mmTHICK.

ii) FITTINGS:-
ALL PIPE FITTINGS SHALL BE ERW IS:1239 (II) HEAVY (TO MATCH WITH PIPE THICKNESS) BUTT WELD FITTING OF SPK. SHALL BE DIRECTL ON SOCKET WELDED TO PIPE END SPRINKLER PIPE FITTING SHALL BE ELBOW HAVING ONE END SCREWED FOR SPRINKLER FIXING.

iii) FLANGES:-
M.S.FLATE FLANGES SUFF/SURF 150# ANSI: B-16.5

LEGEND:-

| SE.NO. | SYMBOL | DESCRIPTION |
|---|---|---|
| 1 | | FIRST AID HOSE REEL |
| 2 | | SINGLE HEADED LANDING VALVE |
| 3 | | SLUICE VALVE |
| 4 | | NON RETURN VALE |
| 5 | | 2 WAY FIRE BRIGADE INLET CONNECTION |
| 6 | | VALVE CHAMBER WITH SLUICE VALVE |
| 7 | | 'Y'TYPE STRAINER |
| 8 | | ALARM VALVE WITH WATER MOTOR GONG |
| 9 | | SPRINKLER HEAD |
| 10 | | DRAIN VALVE (NORMALLY CLOSED) |
| 11 | | FIRE HYDRANT PIPE LINE |
| 12 | | SPRINKLER PIPE LINE |
| 13 | | AIR CUSHION TANK WITH AIR RELEASE VALVE |

PUMPS DETAILS

| S.NO. | DESCRIPTION | CAPACITY | HEAD | PRIME MOVER |
|---|---|---|---|---|
| TP | TERRACE PUMP | 900 LPM | 30 MWC | ELECT.MOTOR |

PROJECT TITLE
Approval of Additional Building Plan of Group Housing Colony area measuring 25.44 acres (Licence No. 78 of 2010 dated 15.10.2010) in Sector-69 & 70, Gurgaon Manesar Urban Complex being developed by Sh. Amit, Sumit and others in collaboration with M/s Tulip Infratech Pvt. Ltd.

DRAWING TITLE
SUBMISSION DRAWING
SCHEMATIC DIAGRAM FIRE PROTECTION LAYOUT

NORTH

OWNER's SIGNATURE

For TULIP INFRATECH PVT. LTD.
Authorised Signatory

ARCHITECT'S SIGNATURE

APOORV SINGH
CA/2008/42704

designcosmos

| | | |
|---|---|---|
| DATE | June 2020 | DWG. NO. |
| SCALE | NTS | S - 06 |
| DEALT | MA | |
| CHECKED | AS | |